

ARCV
LC
148.3
.A721
S372
98-99

1998 - 99

**Student Semester Credit Hours
and**


Full-Time Equivalent Enrollments

*Arkansas Department of Higher Education
Little Rock, Arkansas
October 1999*


QUACHITA TECHNICAL COLLEGE
LIBRARY/LRC



3 9005 00021 0355



1998 - 99
Student Semester Credit Hours
and
Full-Time Equivalent Enrollments



*Arkansas Department of Higher Education
114 East Capitol
Little Rock, Arkansas
Phone: (501)371-2000*

TABLE OF CONTENTS

Section	Title	Page
EXECUTIVE SUMMARY AND ENROLLMENT TRENDS		
	Executive Summary	1
	1. Total Student Semester Credit Hours (SSCH) and Full-time Equivalent (FTE) Enrollments in Arkansas Public Higher Education, 1994/95 – 1998/99	3
	2. Total Student Semester Credit Hours (SSCH) and Full-time Equivalent (FTE) Enrollments by Course Level and Location/Delivery Mode in Arkansas Public Higher Education, 1994/95 – 1998/99	5
	3. Total SSCH/FTE Enrollments at Public Four-year Institutions, 1994/95 – 1998/99	6
	4. On-Campus SSCH/FTE Enrollments at Public Four-year Institutions, 1994/95 – 1998/99	8
	5. Total SSCH/FTE Enrollments at Public Two-year Institutions, 1996/97 – 1998/99	9
	6. CIP Categories Producing Largest Number of Student Semester Credit Hours, 1996/97 – 1998/99	10
	7. Total Student Semester Credit Hours by CIP Classification, Public Four-year Institutions, 1996/97 – 1998/99	11
	8. Total Student Semester Credit Hours by CIP Classification, Public Two-year Institutions, 1996/97 – 1998/99	12
	9. Total Semester Credit Hours in Occupational Programs, a. All Public Institutions, 1996/97 – 1998/99	14
	b. Public Four-year Institutions, 1998 - 99	16
	c. Public Two-year Institutions, 1998 - 99	17
	INSTITUTIONAL SUMMARIES	19
	10. Total Public Student Semester Credit Hours by Course Level and CIP Code, 1998 - 99 (figure)	23
	1998 - 99 Student Semester Credit Hours [for]:	
	11. Public Four-Year Institutions	25
	12. Arkansas State University--Jonesboro (ASUJ)	26
	13. Arkansas Tech University (ATU)	28
	14. Henderson State University (HSU)	30
	15. Southern Arkansas University, Magnolia (SAUM)	32
	16. University of Arkansas, Fayetteville (UAF)	34
	17. University of Arkansas at Little Rock (UALR)	36
	18. University of Arkansas at Monticello (UAM)	38
	19. University of Arkansas for Medical Sciences (UAMS)	40
	20. University of Arkansas at Pine Bluff (UAPB)	42
	21. University of Central Arkansas (UCA)	44
	22. Public Two-Year Institutions	46
	23. Arkansas State University--Beebe (ASUB)	48
	24. Arkansas State University--Mountain Home (ASUMH)	49
		50

TABLE OF CONTENTS (cont.)

Section	Title	Page
INSTITUTIONAL SSCH/FTE BY CIP CLASSIFICATION (continued)		
Institutional Summaries: 1998 - 99 Student Semester Credit Hours [for]		
25.	Arkansas State University--Newport (ASUN).....	51
26.	Black River Technical College (BRTC).....	52
27.	Cossatot Technical College (COTC).....	53
28.	East Arkansas Community College (EACC).....	54
29.	Garland County Community College (GCCC).....	55
30.	Mid-South Community College (MSCC)	56
31.	Mississippi County Community College (MCCC).....	57
32.	North Arkansas College (NAC)	58
33.	Northwest Arkansas Community College (NWACC)	59
34.	Ouachita Technical College (OUTC)	60
35.	Ozarka College (OZC).....	61
36.	Petit Jean College (PJC).....	62
37.	Phillips Community College of the University of Arkansas (PCC/UA).....	63
38.	Pulaski Technical College (PTC)	64
39.	Rich Mountain Community College (RMCC).....	65
40.	South Arkansas Community College (SACC).....	66
41.	Southeast Arkansas College (SEAC)	67
42.	Southern Arkansas University--Technical Branch (SAUT)	68
43.	University of Arkansas Community College at Batesville (UACCB).....	69
44.	University of Arkansas Community College at Hope (UACCH).....	70
45.	Westark College (WC)	71

r:\books\ssch9899\tablcont.doc

SSCH / FTE

TRENDS

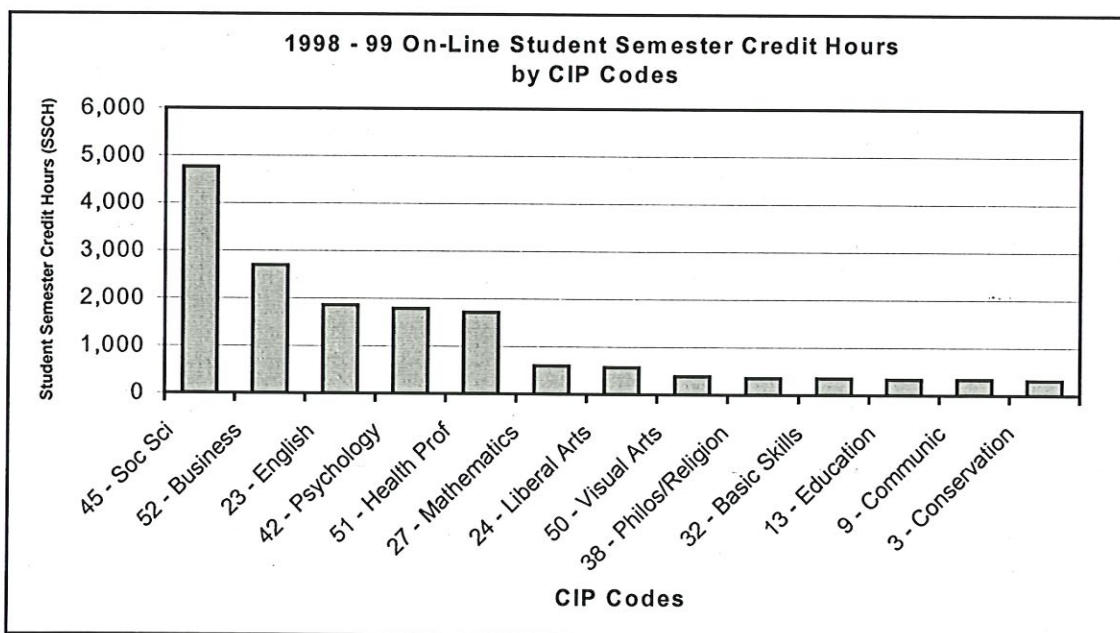
EXECUTIVE SUMMARY

Student semester credit hour (SSCH) production by the 33 Arkansas public higher education institutions totaled 2,397,322 for 1998-99. This total represents 81,026 full-time equivalent students (FTES) and reflects an enrollment increase of 2.7% above the prior academic year.

The following summary tables report student enrollment data using SSCH as the unit of measurement. For some tables, SSCH were converted to FTES, calculated by dividing undergraduate SSCH by 30 or graduate SSCH by 24 for all institutions except the University of Arkansas for Medical Sciences. The trends section provides multi-year summaries, and detailed institutional tables provide single-year statistics by CIP, course level, and location or delivery mode.

Among the report's highlights are:

- Four-year institutional production was essentially unchanged, while the two-year school total grew by 8.9%. From a long-term perspective, university SSCH levels decreased by 3.8% from that in 1994-95. By contrast, the colleges' production expanded by 38.1%.
- Four-year institutions continued to produce the majority of SSCH statewide (67.8%) statewide, but this proportion decreased from 75.1% in 1994-95.
- Ninety-six percent of the institutions' credit hours in 1998-99 were generated either on-campus or in-district. Another 2.8% of the hours were produced off-campus or out-of-district, with less than 1% resulting from courses offered on-line. On-line credit hour production was greatest in the social sciences and business, followed by English, psychology, and the health-related professions.

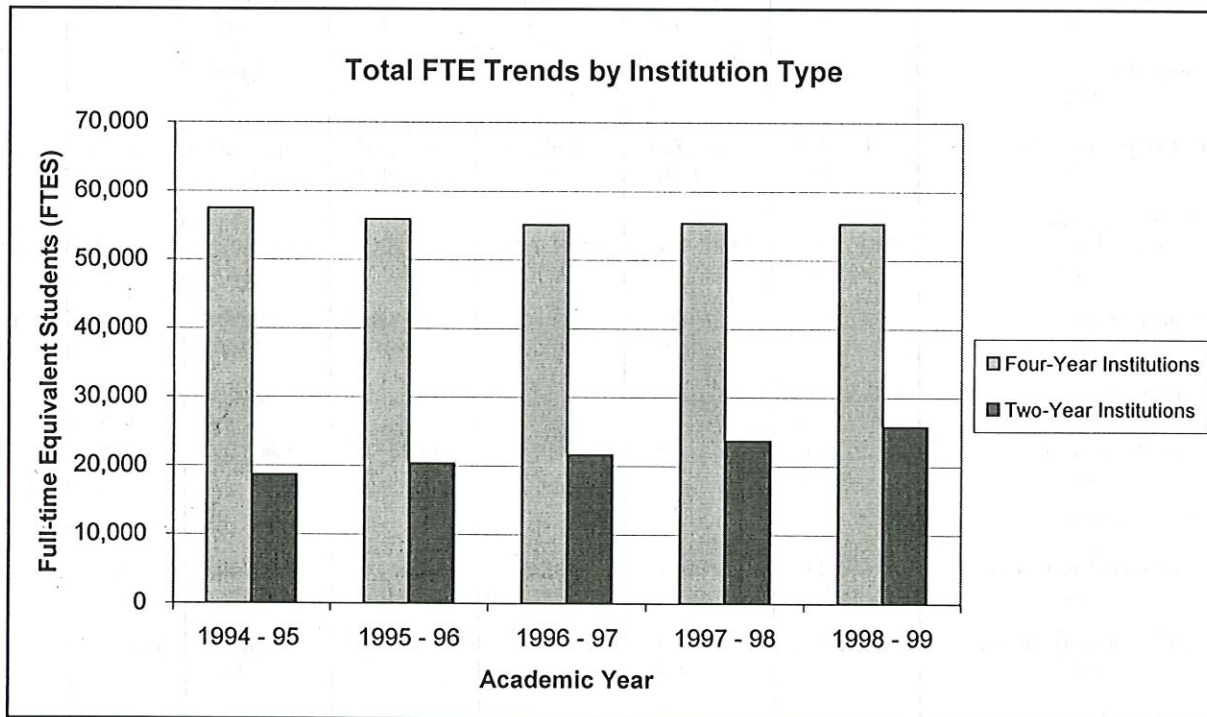


- Approximately 92% of the state's credit hour production occurred at the undergraduate level; 71% was lower division.
- Total undergraduate SSCH for four-year institutions showed a minor one-year gain of 0.5% for 1998-99, occurring largely at the lower division level. At the graduate level, enrollments were off 3.2% from the prior year.
- CIP codes in which credit hour production was greatest in 1998-99 were virtually identical to those for the prior year. For the universities, SSCH totals were largest in CIP codes for Education and Social Sciences/History at 12.4% and 12.0% respectively. Business Management and Administration Services and Basic Skills were the top producers at the colleges at 15.1% and 12.6% of the total.
- Occupationally-specific CIP categories accounted for 36.5% of the activity at the two-year colleges, while 16.7% of lower division SSCH generated at four-year institutions was occupational in nature.

r:\books\ssch9899\sschexsm.doc

**Table 1. TOTAL STUDENT SEMESTER CREDIT HOURS (SSCH) AND
FULL-TIME EQUIVALENT (FTE) ENROLLMENTS
IN ARKANSAS PUBLIC HIGHER EDUCATION, 1994/95 - 1998/99**

Institution Type		SSCH/FTE TOTALS					% Change	
		1994 - 95	1995 - 96	1996 - 97	1997 - 98	1998 - 99	97/98 - 98/99	94/95 - 98/99
Total Four-Year Institutions	SSCH	1,689,932	1,642,015	1,617,067	1,624,254	1,625,220	0.1%	-3.8%
	FTE	57,453	55,861	55,071	55,299	55,289		
Total Two-Year Institutions	SSCH	559,091	608,900	647,864	709,242	772,102	8.9%	38.1%
	FTE	18,636	20,297	21,595	23,641	25,737		
GRAND TOTAL	SSCH	2,249,023	2,250,915	2,264,931	2,333,496	2,397,322	2.7%	6.6%
	FTE	76,089	76,158	76,666	78,940	81,026		



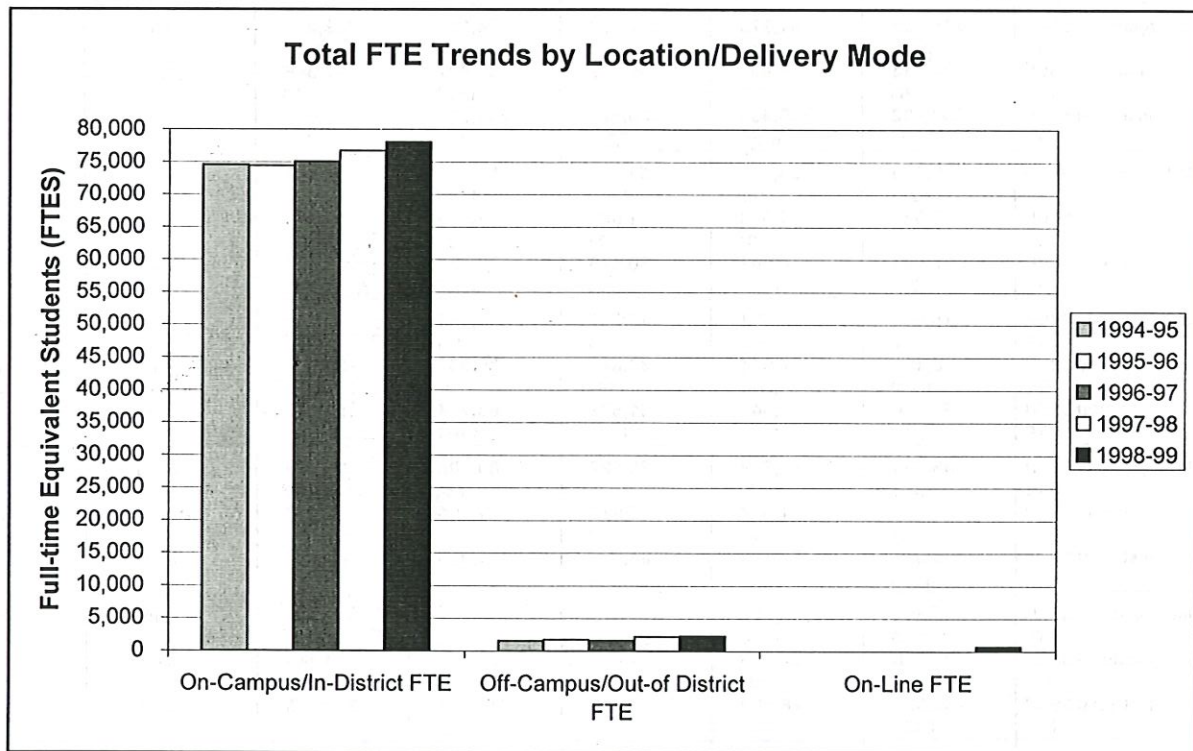
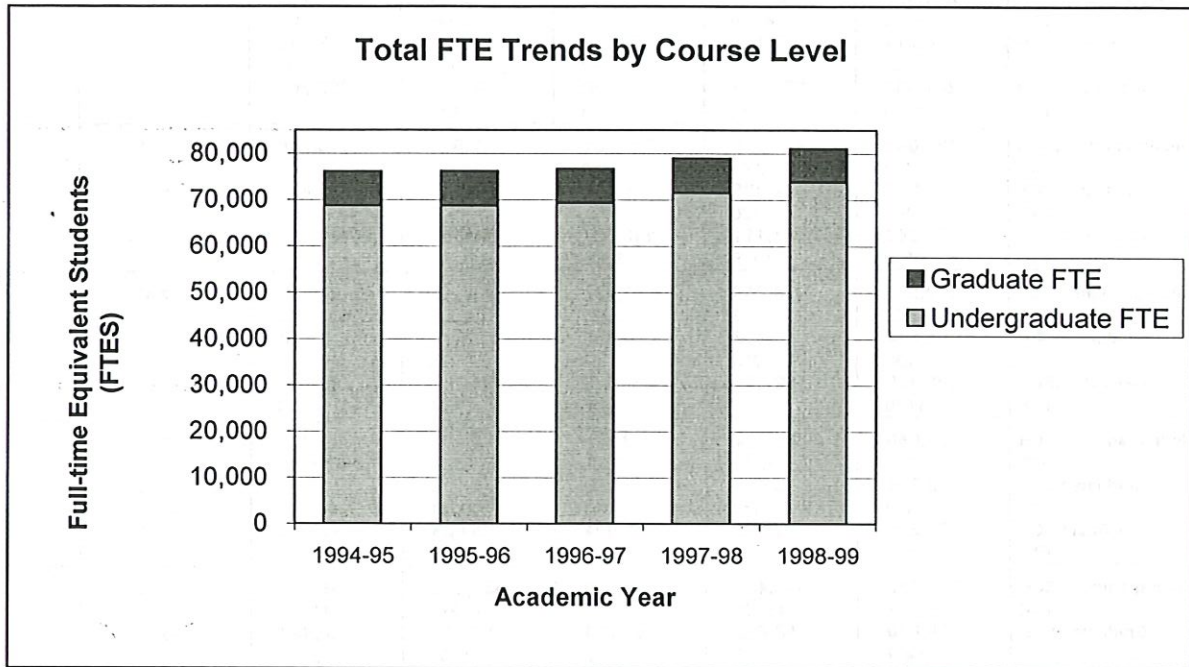
Source: r:\books\SSCH19899\trailgra.xls

**Table 2. TOTAL STUDENT SEMESTER CREDIT HOURS (SSCH) AND FULL-TIME EQUIVALENT (FTE)
ENROLLMENTS BY COURSE LEVEL AND LOCATION/DELIVERY MODE
IN ARKANSAS PUBLIC HIGHER EDUCATION, 1994/95 - 1998/99**

Institution Type		SSCH PRODUCTION					% Change	
Level	Location	1994 - 95	1995 - 96	1996 - 97	1997 - 98	1998 - 99	97/98 - 98/99	94/95 - 98/99
FOUR-YEAR INSTITUTIONS								
Undergraduate								
	Lower Level	969,923	933,396	918,675	918,233	929,656	1.2%	-4.2%
	Upper Level	500,265	500,038	489,203	484,886	472,080	-2.6%	-5.6%
	On-Campus SSCH Subtotal	1,470,188	1,433,434	1,407,878	1,403,119	1,401,736	-0.1%	-4.7%
	FTE	49,016	47,763	46,950	46,769	46,727		
	Off-Campus SSCH	32,038	19,819	22,860	31,552	32,178	2.0%	0.4%
	FTE	1,068	661	762	1,051	1,073		
	On-Line SSCH**	Not Available	Not Available	Not Available	Not Available	7,810	-	-
	FTE	-	-	-	-	260		
	Subtotal - 4 Yr Undergrad SSCH	1,502,226	1,453,253	1,430,738	1,434,671	1,441,724	0.5%	-4.0%
	FTE	50,084	48,424	47,712	47,820	48,060		
Graduate								
	On-Campus SSCH	175,749	173,193	173,814	170,571	169,842	-0.4%	-3.4%
	FTE	6,871	6,789	6,838	6,687	6,661		
	Off-Campus SSCH	11,957	15,569	12,515	19,012	11,470	-39.7%	-4.1%
	FTE	499	648	521	792	477		
	On-Line SSCH**	Not Available	Not Available	Not Available	Not Available	2,184	-	-
	FTE	-	-	-	-	91		
	Subtotal - 4 Yr Graduate SSCH	187,706	188,762	186,329	189,583	183,496	-3.2%	-2.2%
	FTE	7,370	7,437	7,359	7,479	7,229		
	Subtotal - Four-Year Inst							
	On-Campus SSCH	1,645,937	1,606,627	1,581,692	1,573,690	1,571,578	-0.1%	-4.5%
	FTE	55,887	54,552	53,788	53,456	53,388		
	Off-Campus SSCH	43,995	35,388	35,375	50,564	43,648	-13.7%	-0.8%
	FTE	1,567	1,309	1,283	1,843	1,550		
	On-Line SSCH**	Not Available	Not Available	Not Available	Not Available	9,994	-	-
	FTE	-	-	-	-	351	0.0%	
	Four-Year Inst SSCH Total	1,689,932	1,642,015	1,617,067	1,624,254	1,625,220	0.1%	-3.8%
	FTE	57,453	55,861	55,071	55,299	55,289		
TWO-YEAR INSTITUTIONS								
	On-Campus/In-District SSCH	559,091	594,841	636,914	698,044	738,890	5.9%	32.2%
	FTE	18,636	19,828	21,230	23,268	24,630		
	Off-Campus/Out-of-Dist SSCH	Not Available	14,059	10,950	11,198	22,816	103.8%	-
	FTE	-	469	365	373	761		
	On-Line SSCH**	Not Available	Not Available	Not Available	Not Available	10,396	-	-
	FTE	***	***	***	***	347		
	Two-Year Inst SSCH Total	559,091	608,900	647,864	709,242	772,102	8.9%	38.1%
	FTE	18,636	20,297	21,595	23,641	25,737		
GRAND TOTAL SSCH								
		2,249,023	2,250,915	2,264,931	2,333,496	2,397,322	2.7%	6.6%
GRAND TOTAL FTE		76,089	76,158	76,666	78,940	81,026		

**Prior to 1998-99, on-line enrollments were reported as part of off-campus totals.

Table 2. TOTAL STUDENT SEMESTER CREDIT HOURS (SSCH) AND FULL-TIME EQUIVALENT (FTE) ENROLLMENTS BY COURSE LEVEL AND LOCATION/DELIVERY MODE IN ARKANSAS PUBLIC HIGHER EDUCATION, 1994/95 - 1998/99



**Prior to 1998-99, on-line enrollments were reported as part of off-campus totals.

Source: ADHE 15 Series; r:\books\ssch9899\trnda1.xls

**Table 3. TOTAL SSCH / FTE ENROLLMENTS
AT PUBLIC FOUR-YEAR INSTITUTIONS, 1994/95 - 1998/99**

Institution	Level	TOTAL SSCH / FTE ENROLLMENTS IN --					% Change	
		1994 - 95	1995 - 96	1996 - 97	1997 - 98	1998 - 99	97/98 - 98/99	94/95 - 97/98
ASUJ	Undergraduate SSCH	244,878	245,979	246,932	250,409	250,266	-0.1%	2.2%
	FTE	8,163	8,199	8,231	8,347	8,342		
	Graduate SSCH	16,714	17,107	17,098	17,152	17,934	4.6%	7.3%
	FTE	696	713	712	715	747		
	Inst Total SSCH	261,592	263,086	264,030	267,561	268,200	0.2%	2.5%
FTE	8,859	8,912	8,943	9,062	9,089			
ATU	Undergraduate SSCH	123,046	120,226	113,631	112,044	116,918	4.4%	-5.0%
	FTE	4,102	4,008	3,788	3,735	3,897		
	Graduate SSCH	2,603	2,885	4,897	4,957	4,670	-5.8%	79.4%
	FTE	108	120	204	207	195		
	Inst Total SSCH	125,649	123,111	118,528	117,001	121,588	3.9%	-3.2%
FTE	4,210	4,128	3,992	3,941	4,092			
HSU	Undergraduate SSCH	102,585	96,745	96,943	95,350	93,094	-2.4%	-9.3%
	FTE	3,420	3,225	3,231	3,178	3,103		
	Graduate SSCH	5,524	5,392	5,360	6,612	6,790	2.7%	22.9%
	FTE	230	225	223	276	283		
	Inst Total SSCH	108,109	102,137	102,303	101,962	99,884	-2.0%	-7.6%
FTE	3,650	3,450	3,455	3,454	3,386			
SAUM	Undergraduate SSCH	74,650	69,454	69,135	70,496	71,075	0.8%	-4.8%
	FTE	2,488	2,315	2,305	2,350	2,369		
	Graduate SSCH	2,704	3,414	3,869	4,592	3,439	-25.1%	27.2%
	FTE	113	142	161	191	143		
	Inst Total SSCH	77,354	72,868	73,004	75,088	74,514	-0.8%	-3.7%
FTE	2,601	2,457	2,466	2,541	2,512			
UAF	Undergraduate SSCH	331,432	332,412	329,489	338,134	345,367	2.1%	4.2%
	FTE	11,048	11,080	10,983	11,271	11,512		
	Graduate SSCH	59,680	58,692	56,234	54,412	50,989	-6.3%	-14.6%
	FTE	2,487	2,446	2,343	2,267	2,125		
	Inst Total SSCH	391,112	391,104	385,723	392,546	396,356	1.0%	1.3%
FTE	13,534	13,526	13,326	13,538	13,637			
UALR	Undergraduate SSCH	215,119	201,773	194,677	194,301	189,427	-2.5%	-11.9%
	FTE	7,171	6,726	6,489	6,477	6,314		
	Graduate SSCH	37,643	37,692	35,897	37,482	37,346	-0.4%	-0.8%
	FTE	1,568	1,571	1,496	1,562	1,556		
	Inst Total SSCH	252,762	239,465	230,574	231,783	226,773	-2.2%	-10.3%
FTE	8,739	8,296	7,985	8,038	7,870			
UAM	Undergraduate SSCH	66,470	63,062	58,784	57,205	57,863	1.2%	-12.9%
	FTE	2,216	2,102	1,959	1,907	1,929		
	Graduate SSCH	1,026	1,539	1,692	1,734	1,715	-1.1%	67.2%
	FTE	43	64	71	72	71		
	Inst Total SSCH	67,496	64,601	60,476	58,939	59,578	1.1%	-11.7%
FTE	2,258	2,166	2,030	1,979	2,000			
UAMS	Undergraduate SSCH	15,008	13,731	13,927	14,191	14,338	1.0%	-4.5%
	FTE	510	440	485	471	480		
	Graduate SSCH	38,198	37,914	37,645	39,033	38,609	-1.1%	1.1%
	FTE	1,140	1,152	1,164	1,206	1,193		
	Inst Total SSCH	53,206	51,645	51,572	53,224	52,947	-0.5%	-0.5%
FTE	1,650	1,592	1,649	1,677	1,673			
UAPB	Undergraduate SSCH	98,856	85,669	82,522	80,508	86,069	6.9%	-12.9%
	FTE	3,295	2,856	2,751	2,684	2,869		
	Graduate SSCH	1,458	1,527	1,612	1,405	1,256	-10.6%	-13.9%
	FTE	61	64	67	59	52		
	Inst Total SSCH	100,314	87,196	84,134	81,913	87,325	6.6%	-12.9%
FTE	3,356	2,919	2,818	2,742	2,921			
UCA	Undergraduate SSCH	230,182	224,202	224,698	222,033	217,307	-2.1%	-5.6%
	FTE	7,673	7,473	7,490	7,401	7,244		
	Graduate SSCH	22,156	22,600	22,025	22,204	20,748	-6.6%	-6.4%
	FTE	923	942	918	925	865		
	Inst Total SSCH	252,338	246,802	246,723	244,237	238,055	-2.5%	-5.7%
FTE	8,596	8,415	8,408	8,326	8,108			
TOTAL	Undergraduate SSCH	1,502,226	1,453,253	1,430,738	1,434,671	1,441,724	0.5%	-4.0%
	FTE	50,084	48,424	47,712	47,820	48,060		
	Graduate SSCH	187,706	188,762	186,329	189,583	183,496	-3.2%	-2.2%
	FTE	7,370	7,437	7,359	7,479	7,230		
	Grand Total SSCH	1,689,932	1,642,015	1,617,067	1,624,254	1,625,220	0.1%	-3.8%
Grand Total FTE	57,453	55,861	55,071	55,299	55,289			

Note: SSCH for UAMS is annual total; FTE is based on fall term headcount.

Source: r:\books\ssch9899\trnd4all.xls

**Table 4. ON-CAMPUS SSCH / FTE ENROLLMENTS
AT PUBLIC FOUR-YEAR INSTITUTIONS, 1994/95 - 1998/99**

Institution	Level	ON-CAMPUS SSCH / FTE					% Change	
		1994 - 95	1995 - 96	1996-97	1997-98	1998 - 99	97/98 - 98/99	94/95 - 98/99
ASUJ	Undergraduate SSCH	236,106	238,605	241,507	242,997	238,255	-2.0%	0.9%
	FTE	7,870	7,954	8,050	8,100	7,942		
	Graduate SSCH	15,493	15,902	16,327	15,620	15,227	-2.5%	-1.7%
	FTE	646	663	680	651	634		
Inst Total SSCH		251,599	254,507	257,834	258,617	253,482	-2.0%	0.7%
	FTE	8,516	8,616	8,731	8,751	8,576		
ATU	Undergraduate SSCH	118,366	116,031	108,946	106,514	110,123	3.4%	-7.0%
	FTE	3,945	3,868	3,632	3,550	3,671		
	Graduate SSCH	2,390	2,406	4,087	3,508	4,168	18.8%	74.4%
	FTE	100	100	170	146	174		
Inst Total SSCH		120,746	118,437	113,033	110,022	114,291	3.9%	-5.3%
	FTE	4,045	3,968	3,802	3,697	3,844		
HSU	Undergraduate SSCH	99,971	94,961	95,176	93,598	91,506	-2.2%	-8.5%
	FTE	3,332	3,165	3,173	3,120	3,050		
	Graduate SSCH	4,948	4,648	4,450	5,847	6,157	5.3%	24.4%
	FTE	206	194	185	244	257		
Inst Total SSCH		104,919	99,609	99,626	99,445	97,663	-1.8%	-6.9%
	FTE	3,539	3,359	3,358	3,364	3,307		
SAUM	Undergraduate SSCH	70,705	69,181	68,192	69,681	70,141	0.7%	-0.8%
	FTE	2,357	2,306	2,273	2,323	2,338		
	Graduate SSCH	2,404	2,667	3,006	3,224	2,638	-18.2%	9.7%
	FTE	100	111	125	134	110		
Inst Total SSCH		73,109	71,848	71,198	72,905	72,779	-0.2%	-0.5%
	FTE	2,457	2,417	2,398	2,457	2,448		
UAF	Undergraduate SSCH	329,661	331,240	328,386	334,354	341,939	2.3%	3.7%
	FTE	10,989	11,041	10,946	11,145	11,398		
	Graduate SSCH	54,443	52,714	52,809	48,400	47,257	-2.4%	-13.2%
	FTE	2,268	2,196	2,200	2,017	1,969		
Inst Total SSCH		384,104	383,954	381,195	382,754	389,196	1.7%	1.3%
	FTE	13,257	13,238	13,147	13,162	13,367		
UALR	Undergraduate SSCH	209,415	197,709	186,847	185,631	176,386	-5.0%	-15.8%
	FTE	6,981	6,590	6,228	6,188	5,880		
	Graduate SSCH	35,555	34,381	32,358	33,793	33,005	-2.3%	-7.2%
	FTE	1,481	1,433	1,348	1,408	1,375		
Inst Total SSCH		244,970	232,090	219,205	219,424	209,391	-4.6%	-14.5%
	FTE	8,462	8,023	7,576	7,596	7,255		
UAM	Undergraduate SSCH	65,959	62,564	58,175	56,458	57,234	1.4%	-13.2%
	FTE	2,199	2,085	1,939	1,882	1,908		
	Graduate SSCH	1,062	1,038	1,479	1,734	1,571	-9.4%	47.9%
	FTE	44	43	62	72	65		
Inst Total SSCH		67,021	63,602	59,654	58,192	58,805	1.1%	-12.3%
	FTE	2,243	2,129	2,001	1,954	1,973		
UAMS	Undergraduate SSCH	15,008	13,731	13,927	14,191	14,338	1.0%	-4.5%
	FTE	510	440	485	471	480		
	Graduate SSCH	38,198	37,914	37,645	39,033	38,609	-1.1%	1.1%
	FTE	1,140	1,152	1,164	1,206	1,193		
Inst Total SSCH		53,206	51,645	51,572	53,836	52,947	-1.7%	-0.5%
	FTE	1,650	1,592	1,649	1,677	1,673		
UAPB	Undergraduate SSCH	94,921	85,258	82,030	80,040	84,675	5.8%	-10.8%
	FTE	3,164	2,842	2,734	2,668	2,823		
	Graduate SSCH	1,245	1,233	1,263	1,258	1,196	-4.9%	-3.9%
	FTE	52	51	53	52	50		
Inst Total SSCH		96,166	86,491	83,293	81,298	85,871	5.6%	-10.7%
	FTE	3,216	2,893	2,787	2,720	2,872		
UCA	Undergraduate SSCH	230,086	224,154	224,692	219,655	217,139	-1.1%	-5.6%
	FTE	7,670	7,472	7,490	7,322	7,238		
	Graduate SSCH	20,011	20,290	20,390	18,154	20,014	10.2%	0.0%
	FTE	834	845	850	756	834		
Inst Total SSCH		250,097	244,444	245,082	237,809	237,153	-0.3%	-5.2%
	FTE	8,503	8,317	8,339	8,078	8,072		
TOTAL	Undergraduate SSCH	1,470,188	1,433,434	1,407,878	1,403,119	1,401,736	-0.1%	-4.7%
	FTE	49,016	47,763	46,950	46,769	46,727		
	Graduate SSCH	175,749	173,193	173,814	170,571	169,842	-0.4%	-3.4%
	FTE	6,871	6,789	6,838	6,687	6,661		
Total On-Campus SSCH		1,645,937	1,606,627	1,581,692	1,573,690	1,571,578	-0.1%	-4.5%
	Total On-Campus FTE	55,887	54,552	53,788	53,456	53,388		

Note: SSCH for UAMS is annual total; FTE is based on fall term headcount.

Source: ADHE 15 Series; r:\books\ssch9899\lnd4ins.xls

**Table 5. TOTAL SSCH / FTE ENROLLMENTS
AT PUBLIC TWO-YEAR INSTITUTIONS, 1996/97 - 1998/99**

Institution	Total SSCH			% SSCH Change	
	1996 - 97	1997 - 98	1998 - 99	97/98 - 98/99	96/97 - 98/99
ASUB	49,916 1,664	55,254 1,842	58,256 1,942	5.4%	16.7%
ASUMH	14,674 489	15,082 503	18,375 613	21.8%	25.2%
ASUN	13,109 437	10,628 354	14,138 471	33.0%	7.8%
BRTC	26,565 886	23,464 782	26,679 889	13.7%	0.4%
COTC	13,081 436	14,121 471	15,638 521	10.7%	19.5%
EACC	32,471 1,082	31,864 1,062	29,130 971	-8.6%	-10.3%
GCCC	35,106 1,170	36,640 1,221	37,982 1,266	3.7%	8.2%
MCCC	33,538 1,118	36,272 1,209	38,312 1,277	5.6%	14.2%
MSCC	16,504 550	20,403 680	19,383 646	-5.0%	17.4%
NAC	35,812 1,194	40,129 1,338	41,160 1,372	2.6%	14.9%
NWACC	48,703 1,623	55,830 1,861	61,930 2,064	10.9%	27.2%
OUTC	12,419 414	13,790 460	15,348 512	11.3%	23.6%
OZC	11,533 384	13,726 458	15,798 527	15.1%	37.0%
PCC/UA	39,034 1,301	38,661 1,289	37,777 1,259	-2.3%	-3.2%
PJC	15,713 524	20,217 674	23,849 795	18.0%	51.8%
PTC	37,444 1,248	54,767 1,826	73,381 2,446	34.0%	96.0%
RMCC	11,956 399	12,216 407	12,579 419	3.0%	5.2%
SACC	23,006 767	24,088 803	24,731 824	2.7%	7.5%
SAUT	15,714 524	16,453 548	18,657 622	13.4%	18.7%
SEAC	26,405 880	31,450 1,048	36,276 1,209	15.3%	37.4%
UACCB	10,225 341	12,464 415	15,649 522	25.6%	53.0%
UACCH	23,181 773	27,087 903	30,087 1,003	11.1%	29.8%
WC	101,755 3,392	104,636 3,488	106,987 3,566	2.2%	5.1%
Two-Yr SSCH/ FTE	647,864 21,595	709,242 23,641	772,102 25,737	8.9%	19.2%

Source: r:sssch9899\lmd2ins.xls

**Table 6. CIP CATEGORIES PRODUCING LARGEST NUMBER OF
TOTAL STUDENT SEMESTER CREDIT HOURS, 1996/97 - 1998/99**

CLASSIFICATION OF INSTRUCTIONAL PROGRAMS (CIP)		1996-97		1997-98		1998-99	
		% of Total SSCH	Rank	% of Total SSCH	Rank	% of Total SSCH	Rank
Code	Program Name						
Public Four-Year Institutions							
13	Education	12.6%	1	12.7%	1	12.4%	1
45	Social Sciences & History	12.2%	2	12.2%	2	12.0%	2
52	Business Management / Administration Services	10.2%	3	10.1%	3	10.4%	3
23	English Language & Literature / Letters	9.3%	4	9.3%	4	9.2%	4
51	Health Professions & Related Sciences	7.5%	5	7.6%	5	7.5%	5
40	Physical Sciences	5.9%	6	5.9%	6	5.9%	6
27	Mathematics	5.5%	7	5.6%	7	5.6%	7
26	Biological Sciences / Life Sciences	5.8%	8	5.5%	8	5.3%	8
50	Visual & Performing Arts	4.8%	9	4.9%	9	5.0%	9
42	Psychology	4.2%	10	4.1%	10	4.0%	10
Total % of All Four-Year SSCH		78.2%		77.8%		77.3%	
CLASSIFICATION OF INSTRUCTIONAL PROGRAMS (CIP)		1996-97		1997-98		1998-99	
		% of Total SSCH	Rank	% of Total SSCH	Rank	% of Total SSCH	Rank
Code	Program Name						
Public Two-Year Institutions							
52	Business Management / Administration Services	14.7%	1	15.5%	1	15.1%	1
32	Basic Skills	10.1%	3	9.4%	3	12.6%	2
23	English Language & Literature / Letters	12.1%	2	11.5%	2	11.8%	3
45	Social Sciences & History	9.5%	4	8.9%	4	9.9%	4
51	Health Professions & Related Sciences	8.8%	5	8.0%	5	7.8%	5
27	Mathematics	7.4%	6	6.6%	7	5.9%	6
26	Biological Sciences / Life Sciences	5.5%	7	5.1%	8	5.3%	7
42	Psychology	3.8%	8	3.6%	9	3.6%	8
50	Visual & Performing Arts	3.2%	11	3.1%	11	3.3%	9
47	Mechanics & Repairers	3.3%	9	3.1%	10	3.2%	10
40	Physical Sciences	3.2%	10	3.0%	12	3.0%	11
Total % of All Two-Year SSCH		81.5%		77.8%		81.5%	

Source: ADHE SIS; r:\books\ssch9899\rgstcip.xls

**Table 7. TOTAL SSCH BY CIP CLASSIFICATION,
PUBLIC FOUR-YEAR INSTITUTIONS, 1996/97 - 1998/99**

CLASSIFICATION OF INSTRUCTIONAL PROGRAMS (CIP)		TOTAL SSCH					
		1996 - 97			1997 - 98		
		On-Campus	Off-Campus	Total	On-Campus	Off-Campus	Total
Code	Program Name						
1	Agricultural Business & Production	9,540	-	9,540	9,772	60	9,832
2	Agricultural Sciences	13,503	-	13,503	14,491	66	14,557
3	Conservation & Renewable Nat Res	2,365	-	2,365	2,854	129	2,983
4	Architecture & Related Programs	7,945	71	8,016	8,651	324	8,975
5	Area, Ethnic & Cultural Studies	7,271	51	7,322	7,714	63	7,777
8	Marketing Operations & Distribution	-	-	-	-	-	-
9	Communications	36,048	463	36,511	37,225	572	37,797
10	Communications Technologies	165	-	165	117	-	117
11	Computer & Information Sciences	38,611	802	39,413	41,458	1,053	42,511
12	Personal & Miscellaneous Services	-	-	-	-	-	-
13	Education	192,495	11,980	204,475	187,923	17,723	205,646
14	Engineering	32,552	186	32,738	31,678	156	31,834
15	Engineering - Related Technologies	5,265	439	5,704	5,735	525	6,260
16	Foreign Languages & Literatures	34,045	296	34,341	35,419	174	35,593
19	Home Economics	14,961	273	15,234	15,028	457	15,485
20	Vocational Home Economics	4,229	-	4,229	3,759	3	3,762
21	Technology Education / Industrial Arts	24	-	24	-	-	-
22	Law & Legal Studies	22,748	-	22,748	21,752	-	21,752
23	English Language & Literature / Letters	148,312	2,044	150,356	147,725	2,874	150,599
24	Liberal Arts & Sciences & Gen Studies	12,955	-	12,955	12,516	-	12,516
25	Library Science	1,855	147	2,002	1,496	183	1,679
26	Biological Sciences / Life Sciences	92,076	1,279	93,355	87,394	1,368	88,762
27	Mathematics	88,497	1,122	89,619	89,577	1,226	90,803
28	Reserve Officers' Trng Corps (ROTC)	1,092	75	1,167	1,264	64	1,328
29	Military Technologies	596	-	596	474	-	474
30	Multi / Interdisciplinary Studies	1,105	-	1,105	1,350	-	1,350
31	Parks, Recreation, Leis. & Fitn. Studies	4,128	-	4,128	4,707	189	4,896
32	Basic Skills	50,297	310	50,607	47,469	654	48,123
34	Health-Related Knowledge & Skills	-	-	-	-	-	-
35	Interpersonal & Social Skills	-	-	-	-	-	-
36	Leisure & Recreational Activities	575	-	575	1,958	13	1,971
37	Personal Awareness/Self Improvement	3,374	-	3,374	3,258	12	3,270
38	Philosophy & Religion	18,041	-	18,041	18,843	-	18,843
39	Theological Studies & Religious Voc	-	-	-	-	-	-
40	Physical Sciences	95,429	621	96,050	94,323	659	94,982
41	Science Technologies	-	-	-	-	-	-
42	Psychology	66,091	1,875	67,966	64,777	1,858	66,635
43	Protective Services	8,666	747	9,413	9,442	729	10,171
44	Public Administration & Services	14,037	1,420	15,457	14,307	1,089	15,396
45	Social Sciences & History	193,613	3,591	197,204	193,925	4,512	198,437
46	Construction Trades	-	-	-	96	-	96
47	Mechanics & Repairers	-	-	-	196	-	196
48	Precision Production Trades	687	-	687	521	-	521
49	Transportation & Materials Moving	960	-	960	814	-	814
50	Visual & Performing Arts	78,009	175	78,184	78,721	567	79,288
51	Health Professions & Related Sciences	120,660	1,030	121,690	117,494	6,482	123,976
52	Business Mgmt & Admin. Services	158,870	6,378	165,248	157,467	6,780	164,247
Total Four-Year SSCH		1,581,692	35,375	1,617,067	1,573,690	50,564	1,624,254

**Table 7. TOTAL SSCH BY CIP CLASSIFICATION,
PUBLIC FOUR-YEAR INSTITUTIONS, 1996/97 - 1998/99**

CLASSIFICATION OF INSTRUCTIONAL PROGRAMS (CIP)		TOTAL SSCH				% Change	
		1998 - 99				Total SSCH	
Code	Program Name	On-Campus	Off-Campus	On-Line	Total	97/98-98/99	96/97-98/99
1	Agricultural Business & Production	10,218	27	144	10,389	5.7%	8.9%
2	Agricultural Sciences	13,799	36	128	13,963	-4.1%	3.4%
3	Conservation & Renewable Nat Res	3,842	48	300	4,190	40.5%	77.2%
4	Architecture & Related Programs	8,683	205	-	8,888	-1.0%	10.9%
5	Area, Ethnic & Cultural Studies	7,907	6	-	7,913	1.7%	8.1%
8	Marketing Operations & Distribution	18	-	-	18	-	-
9	Communications	38,045	556	333	38,934	3.0%	6.6%
10	Communications Technologies	102	-	-	102	-12.8%	-38.2%
11	Computer & Information Sciences	45,922	1,251	90	47,263	11.2%	19.9%
12	Personal & Miscellaneous Services	-	-	-	-	-	-
13	Education	185,641	13,783	2,617	202,041	-1.8%	-1.2%
14	Engineering	31,608	171	84	31,863	0.1%	-2.7%
15	Engineering - Related Technologies	5,770	631	62	6,463	3.2%	13.3%
16	Foreign Languages & Literatures	35,205	646	-	35,851	0.7%	4.4%
19	Home Economics	15,522	249	45	15,816	2.1%	3.8%
20	Vocational Home Economics	3,980	-	-	3,980	5.8%	-5.9%
21	Technology Education / Industrial Arts	22	-	-	22	-	-100.0%
22	Law & Legal Studies	21,632	-	-	21,632	-0.6%	-4.9%
23	English Language & Literature / Letters	146,509	2,676	342	149,527	-0.7%	-0.6%
24	Liberal Arts & Sciences & Gen Studies	11,583	42	-	11,625	-7.1%	-10.3%
25	Library Science	1,762	62	174	1,998	19.0%	-0.2%
26	Biological Sciences / Life Sciences	84,804	1,677	15	86,496	-2.6%	-7.3%
27	Mathematics	90,088	1,059	-	91,147	0.4%	1.7%
28	Reserve Officers' Trng Corps (ROTC)	1,335	65	8	1,408	6.0%	20.7%
29	Military Technologies	484	-	-	484	2.1%	-18.8%
30	Multi / Interdisciplinary Studies	1,832	-	-	1,832	35.7%	65.8%
31	Parks, Recreation, Leis. & Fitn. Studies	5,077	-	-	5,077	3.7%	23.0%
32	Basic Skills	45,763	686	-	46,449	-3.5%	-8.2%
34	Health-Related Knowledge & Skills	-	-	-	-	-	-
35	Interpersonal & Social Skills	-	-	-	-	-	-
36	Leisure & Recreational Activities	1,839	-	-	1,839	-6.7%	219.8%
37	Personal Awareness/Self Improvement	3,973	59	-	4,032	23.3%	19.5%
38	Philosophy & Religion	19,561	117	-	19,678	4.4%	9.1%
39	Theological Studies & Religious Voc	-	-	-	-	-	-
40	Physical Sciences	95,512	851	45	96,408	1.5%	0.4%
41	Science Technologies	-	-	-	-	-	-
42	Psychology	61,212	2,754	561	64,527	-3.2%	-5.1%
43	Protective Services	8,487	555	252	9,294	-8.6%	-1.3%
44	Public Administration & Services	13,713	2,175	9	15,897	3.3%	2.8%
45	Social Sciences & History	190,283	3,115	1,719	195,117	-1.7%	-1.1%
46	Construction Trades	-	-	-	-	-	-
47	Mechanics & Repairers	210	105	-	315	60.7%	-
48	Precision Production Trades	357	-	-	357	-31.5%	-48.0%
49	Transportation & Materials Moving	1,140	-	-	1,140	40.0%	18.8%
50	Visual & Performing Arts	79,960	620	69	80,649	1.7%	3.2%
51	Health Professions & Related Sciences	117,564	2,727	1,365	121,656	-1.9%	0.0%
52	Business Mgmt & Admin. Services	160,614	6,694	1,632	168,940	2.9%	2.2%
Total Four-Year SSCH		1,571,578	43,648	9,994	1,625,220	0.1%	0.5%

r:\ssch\ssch9899\trndcip4.xls

**Table 8. TOTAL SSCH BY CIP CLASSIFICATION,
PUBLIC TWO-YEAR INSTITUTIONS, 1996/97 - 1998/99**

CLASSIFICATION OF INSTRUCTIONAL PROGRAMS (CIP)		TOTAL SSCH					
		1996 - 97			1997 - 98		
Code	Program Name	On-Campus/ In-District	Off-Campus/ Out-of-District	Total	On-Campus/ In-District	Off-Campus/ Out-of-District	Total
1	Agricultural Business & Production	1,341	-	1,341	1,394	-	1,394
2	Agricultural Sciences	324	-	324	568	-	568
3	Conserv. & Renew. Nat. Resources	132	-	132	134	-	134
4	Architecture & Related Programs	-	-	-	-	-	-
5	Area, Ethnic & Cultural Studies	462	-	462	342	-	342
8	Marketing Operations & Distribution	5,943	117	6,060	5,518	72	5,590
9	Communications	3,230	36	3,266	3,702	-	3,702
10	Communications Technologies	168	-	168	159	-	159
11	Computer & Information Sciences	13,176	189	13,365	13,750	120	13,870
12	Personal & Miscellaneous Services	2,435	-	2,435	1,926	-	1,926
13	Education	16,046	-	16,046	16,056	-	16,056
14	Engineering	87	-	87	93	-	93
15	Engineering-Related Technologies	9,594	8	9,602	9,510	6	9,516
16	Foreign Languages & Literatures	4,649	112	4,761	5,947	133	6,080
19	Home Economics	1,163	-	1,163	1,017	-	1,017
20	Vocational Home Economics	5,216	-	5,216	5,722	-	5,722
21	Technology Educ. / Industrial Arts	72	-	72	129	-	129
22	Law & Legal Studies	634	-	634	1,031	-	1,031
23	English Lang. & Literature / Letters	76,762	1,418	78,180	80,129	1,596	81,725
24	Liberal Arts & General Studies	19,998	-	19,998	50,088	42	50,130
25	Library Science	-	-	-	-	-	-
26	Biological Sciences / Life Sciences	35,126	196	35,322	35,377	472	35,849
27	Mathematics	47,309	738	48,047	46,423	627	47,050
28	Res. Officers' Training Corp (ROTC)	-	-	-	-	-	-
29	Military Technologies	-	-	-	-	-	-
30	Multi / Interdisciplinary Studies	1,116	-	1,116	2,529	-	2,529
31	Parks, Recreation, Leisure & Fitness	2,133	119	2,252	2,157	180	2,337
32	Basic Skills	65,254	48	65,302	66,920	9	66,929
34	Health-Related Knowledge & Skills	142	-	142	251	-	251
35	Interpersonal & Social Skills	12	-	12	286	-	286
36	Leisure & Recreational Activities	1,033	-	1,033	1,090	-	1,090
37	Personal Awareness/Self-Improvement	-	-	-	-	-	-
38	Philosophy & Religion	3,096	-	3,096	3,753	81	3,834
39	Theological Studies & Religious Voc.	-	-	-	-	-	-
40	Physical Sciences	20,399	384	20,783	20,599	404	21,003
41	Science Technologies	-	-	-	-	-	-
42	Psychology	24,514	381	24,895	24,826	492	25,318
43	Protective Services	5,274	93	5,367	7,158	63	7,221
44	Public Administration & Services	139	-	139	-	-	-
45	Social Sciences & History	60,243	1,497	61,740	61,624	1,734	63,358
46	Construction Trades	253	-	253	445	-	445
47	Mechanics & Repairers	21,319	-	21,319	22,173	50	22,223
48	Precision Production Trades	15,254	480	15,734	17,297	596	17,893
49	Transportation & Materials Moving	5,370	-	5,370	4,177	-	4,177
50	Visual & Performing Arts	20,347	363	20,710	21,697	261	21,958
51	Health Professions & Related Sciences	56,053	948	57,001	55,383	1,006	56,389
52	Business Mgmt. & Admin. Services	91,096	3,823	94,919	106,664	3,254	109,918
Total Two-Year SSCH		636,914	10,950	647,864	698,044	11,198	709,242

**Table 8. TOTAL SSCH BY CIP CLASSIFICATION,
PUBLIC TWO-YEAR INSTITUTIONS, 1996/97 - 1998/99**

CLASSIFICATION OF INSTRUCTIONAL PROGRAMS (CIP)		TOTAL SSCH				% Change	
		1998 - 99				On-Campus / In-District SSCH	
Code	Program Name	On-Campus/ In-District	Off-Campus/ Out-of-District	On-Line	Total	97/98 - 98/99	96/97 - 98/99
1	Agricultural Business & Production	1,379	-	-	1,379	-1.1%	2.8%
2	Agricultural Sciences	876	-	-	876	54.2%	170.4%
3	Conserv. & Renew. Nat. Resources	336	-	15	351	150.7%	154.5%
4	Architecture & Related Programs	-	-	-	-	-	-
5	Area, Ethnic & Cultural Studies	618	-	-	618	80.7%	33.8%
8	Marketing Operations & Distribution	3,953	-	69	4,022	-28.4%	-33.5%
9	Communications	4,063	27	-	4,090	9.8%	25.8%
10	Communications Technologies	153	-	-	153	-3.8%	-8.9%
11	Computer & Information Sciences	18,581	132	178	18,891	35.1%	41.0%
12	Personal & Miscellaneous Services	1,796	-	-	1,796	-6.7%	-26.2%
13	Education	17,056	8	225	17,289	6.2%	6.3%
14	Engineering	120	-	-	120	29.0%	37.9%
15	Engineering-Related Technologies	13,082	563	-	13,645	37.6%	36.4%
16	Foreign Languages & Literatures	6,651	321	78	7,050	11.8%	43.1%
19	Home Economics	1,743	36	96	1,875	71.4%	49.9%
20	Vocational Home Economics	5,139	51	21	5,211	-10.2%	-1.5%
21	Technology Educ. / Industrial Arts	90	-	-	90	-30.2%	25.0%
22	Law & Legal Studies	1,692	-	-	1,692	64.1%	166.9%
23	English Lang. & Literature / Letters	85,769	3,954	1,512	91,235	7.0%	11.7%
24	Liberal Arts & General Studies	14,420	1,380	569	16,369	-71.2%	-27.9%
25	Library Science	-	-	-	-	-	-
26	Biological Sciences / Life Sciences	39,966	722	48	40,736	13.0%	13.8%
27	Mathematics	42,831	1,992	598	45,421	-7.7%	-9.5%
28	Res. Officers' Training Corp (ROTC)	-	-	-	-	-	-
29	Military Technologies	1	-	1	2	-	-
30	Multi / Interdisciplinary Studies	4,440	12	-	4,452	75.6%	297.8%
31	Parks, Recreation, Leisure & Fitness	2,921	72	114	3,107	35.4%	36.9%
32	Basic Skills	95,128	1,514	357	96,999	42.2%	45.8%
34	Health-Related Knowledge & Skills	207	14	75	296	-17.5%	45.8%
35	Interpersonal & Social Skills	1,024	-	-	1,024	258.0%	8433.3%
36	Leisure & Recreational Activities	1,155	17	-	1,172	6.0%	11.8%
37	Personal Awareness/Self-Improvement	800	-	-	800	-	-
38	Philosophy & Religion	4,728	138	360	5,226	26.0%	52.7%
39	Theological Studies & Religious Voc.	60	-	-	60	-	-
40	Physical Sciences	23,017	272	70	23,359	11.7%	12.8%
41	Science Technologies	-	-	-	-	-	-
42	Psychology	25,221	1,233	1,227	27,681	1.6%	2.9%
43	Protective Services	8,333	708	-	9,041	16.4%	58.0%
44	Public Administration & Services	39	-	-	39	-	-
45	Social Sciences & History	69,863	3,402	3,045	76,310	13.4%	16.0%
46	Construction Trades	603	-	-	603	35.5%	138.3%
47	Mechanics & Repairers	24,481	78	9	24,568	10.4%	14.8%
48	Precision Production Trades	17,654	188	-	17,842	2.1%	15.7%
49	Transportation & Materials Moving	4,454	15	-	4,469	6.6%	-17.1%
50	Visual & Performing Arts	24,405	896	315	25,616	12.5%	19.9%
51	Health Professions & Related Sciences	56,969	2,986	346	60,301	2.9%	1.6%
52	Business Mgmt. & Admin. Services	113,073	2,085	1,068	116,226	6.0%	24.1%
Total Two-Year SSCH		738,890	22,816	10,396	772,102	5.9%	16.0%

Source: SIS 15 series: r:sschssch9899trndcip2.xls

**Table 9a. TOTAL STUDENT SEMESTER CREDIT HOURS IN OCCUPATIONAL PROGRAMS
AT ARKANSAS PUBLIC INSTITUTIONS, 1996/97 - 1998/99**

CLASSIFICATION OF INSTRUCTIONAL PROGRAMS (CIP)		TOTAL OCCUPATIONAL SSCH			% Change Total SSCH 97/98 - 98/99
		1996 - 97	1997 - 98	1998 - 99	
Code	Program Name				
Public Four-Year Institutions					
1	Agricultural Business & Production	1,995	2,085	1,942	-6.9%
2	Agricultural Sciences	1,621	562	507	-9.8%
3	Conservation & Renewable Nat. Resources	468	1,169	1,606	37.4%
9	Communications	20,385	21,580	22,597	4.7%
10	Communications Technologies	117	117	72	-38.5%
11	Computer & Information Sciences	26,421	28,272	31,024	9.7%
13	Education	1,006	953	1,063	11.5%
15	Engineering - Related Technologies	2,260	2,604	2,483	-4.6%
20	Vocational Home Economics	282	555	573	3.2%
31	Parks, Recreation, Leisure & Fitness Studies	525	584	731	25.2%
43	Protective Services	1,716	2,196	1,905	-13.3%
47	Mechanics and Repairers	-	196	315	60.7%
48	Precision Production Trades	229	171	147	-14.0%
49	Transportation & Materials Moving	427	375	483	28.8%
50	Visual & Performing Arts	17,889	17,723	17,756	0.2%
51	Health Professions/Related Sciences	27,150	25,669	24,213	-5.7%
52	Business Management / Admin. Services	44,282	45,025	47,538	5.6%
Total Four-Year Occupational SSCH		146,773	149,836	154,955	3.4%
Public Two-Year Institutions					
1	Agricultural Business & Production	1,233	1,152	1,180	2.4%
2	Agricultural Sciences	-	-	22	-
3	Conservation & Renewable Nat. Resources	54	6	25	316.7%
8	Marketing Operations & Distribution	6,060	5,590	4,022	-28.1%
9	Communications	3,218	3,540	4,048	14.4%
10	Communications Technologies	168	159	153	-3.8%
11	Computer & Information Sciences	13,110	13,623	17,322	27.2%
12	Personal & Miscellaneous Services	2,435	1,926	1,796	-6.7%
13	Education	1,056	1,074	1,499	39.6%
15	Engineering - Related Technologies	9,602	9,516	13,645	43.4%
20	Vocational Home Economics	5,093	5,656	5,031	-11.1%
22	Law & Legal Studies	634	1,031	1,692	64.1%
31	Parks, Recreation, Leisure & Fitness Studies	71	107	683	538.3%
43	Protective Services	4,899	6,114	6,947	13.6%
46	Construction Trades	253	445	603	35.5%
47	Mechanics & Repairers	21,319	22,223	24,568	10.6%
48	Precision Production Trades	15,734	17,893	17,842	-0.3%
49	Transportation & Material Moving	5,340	4,177	4,469	7.0%
50	Visual & Performing Arts	5,189	5,455	6,991	28.2%
51	Health Professions/Related Sciences	56,532	56,167	59,169	5.3%
52	Business Management / Admin. Services	89,795	104,662	110,221	5.3%
Total Two-Year Occupational SSCH		241,795	260,516	281,928	8.2%

Note: SSCH included in this table are the total generated on- and off-campus in the six-digit CIP codes identified by the National Center for Education Statistics as occupationally specific.

Source: ADHE SIS; r.books:sssch9899occupall.xls

**Table 9b. TOTAL STUDENT SEMESTER CREDIT HOURS IN OCCUPATIONAL PROGRAMS,
PUBLIC FOUR-YEAR INSTITUTIONS, 1998-99**

CIP Code	Institution CIP Program Name	ASUJ		ATU		HSU		SAUM		UAF	
		SSCH	%	SSCH	%	SSCH	%	SSCH	%	SSCH	%
1	Agricultural Business & Production	432	1.6%	937	6.7%	-	-	-	-	478	1.3%
2	Agricultural Sciences	437	1.6%	-	-	-	-	60	0.7%	-	0.0%
3	Conservation & Renewable Nat. Resou	-	-	1,037	7.4%	-	-	69	0.8%	-	-
8	Marketing Operations & Distribution	-	-	-	-	-	-	-	-	-	-
9	Communications	1,737	6.5%	561	4.0%	506	6.1%	246	2.9%	12,109	33.1%
10	Communications Technologies	-	-	-	-	72	0.9%	-	-	-	-
11	Computer & Information Sciences	5,586	20.9%	4,492	32.2%	1,889	22.7%	1,046	12.3%	8,832	24.2%
13	Education	288	1.1%	408	2.9%	-	-	165	1.9%	18	0.0%
15	Engineering - Related Technologies	168	0.6%	160	1.1%	-	-	-	-	-	-
20	Vocational Home Economics	573	2.1%	-	-	-	-	-	-	-	-
31	Parks, Recreation, Leisure & Fitness St	-	-	472	3.4%	259	3.1%	-	-	-	-
43	Protective Services	-	-	-	-	-	-	-	-	-	-
47	Mechanics & Repairers	-	-	315	2.3%	-	-	-	-	-	-
48	Precision Production Trades	147	0.6%	-	-	-	-	-	-	-	-
49	Transportation & Materials Moving	42	0.2%	-	0.0%	441	5.3%	-	-	-	-
50	Visual & Performing Arts	525	2.0%	-	-	2,155	25.8%	1,261	14.9%	5,253	14.4%
51	Health Professions & Related Sciences	6,619	24.8%	649	4.7%	449	5.4%	2,245	26.4%	2,903	7.9%
52	Business Management & Admin. Servic	10,134	38.0%	4,924	35.3%	2,566	30.8%	3,399	40.0%	6,952	19.0%
Institution Total		26,688	100.0%	13,955	100.0%	8,337	100.0%	8,491	100.0%	36,545	100.0%
Total Institution Lower Division SSCH		152,705		71,691		58,614		50,452		222,980	
			17.5%		19.5%		14.2%		16.8%		16.4%

Note: SSCH included in this table are the total generated on- and off-campus in the six-digit CIP codes identified by the National Center for Education Statistics as occupationally specific.

**Table 9b. TOTAL STUDENT SEMESTER CREDIT HOURS IN OCCUPATIONAL PROGRAMS,
PUBLIC FOUR-YEAR INSTITUTIONS, 1998-99**

CIP Code	UALR		UAM		UAMS		UAPB		UCA		TOTAL FOUR-YEAR	
	SSCH	%	SSCH	%	SSCH	%	SSCH	%	SSCH	%	SSCH	%
1	-	-	-	-	-	-	95	1.6%	-	-	1,942	1.3%
2	-	-	-	-	-	-	10	0.2%	-	-	507	0.3%
3	-	-	500	9.5%	-	-	-	-	-	-	1,606	1.0%
8	-	-	-	-	-	-	-	-	-	-	-	-
9	6,061	22.5%	71	1.3%	-	-	96	1.6%	1,210	6.5%	22,597	14.6%
10	-	-	-	-	-	-	-	-	-	-	72	0.0%
11	4,286	15.9%	-	-	-	-	1,469	25.1%	3,424	18.3%	31,024	20.0%
13	163	0.6%	-	-	-	-	9	0.2%	12	-	1,063	0.7%
15	1,644	6.1%	-	-	168	4.1%	343	5.9%	-	-	2,483	1.6%
20	-	-	-	-	-	-	-	-	-	-	573	0.4%
31	-	-	-	-	-	-	-	-	-	-	731	0.5%
43	1,905	7.1%	-	-	-	-	-	-	-	-	1,905	1.2%
47	-	-	-	-	-	-	-	-	-	-	315	0.2%
48	-	-	-	-	-	-	-	0.0%	-	-	147	0.1%
49	-	-	-	-	-	-	-	-	-	-	483	0.3%
50	2,207	8.2%	918	17.4%	-	-	856	14.6%	4,581	24.5%	17,756	11.5%
51	4,099	15.2%	72	1.4%	3,932	95.9%	281	4.8%	2,964	15.8%	24,213	15.6%
52	6,627	24.6%	3,714	70.4%	-	-	2,688	46.0%	6,534	34.9%	47,538	30.7%
Total	26,992	100.0%	5,275	100.0%	4,100	100.0%	5,847	100.0%	18,725	99.9%	154,955	100.0%
Inst Total	121,169		39,267		4,120		61,195		147,463		929,656	
		22.3%		13.4%		99.5%		9.6%		12.7%		16.7%

Note: SSCH included in this table are the total generated on- and off-campus in the six-digit CIP codes identified by the National Center for Education Statistics as occupationally specific.

Source: r:\books\ssch9899\4yrocc.xls

**Table 9c. TOTAL STUDENT SEMESTER CREDIT HOURS IN OCCUPATIONAL PROGRAMS,
PUBLIC TWO-YEAR INSTITUTIONS, 1998-99**

CIP Code	Institution CIP Program Name	ASUB		ASUMH		ASUN		BRTC		COTC		EACC	
		SSCH	%	SSCH	%	SSCH	%	SSCH	%	SSCH	%	SSCH	%
1	Agricultural Business & Production	612	5.9%	-	-	-	-	-	-	-	-	-	-
3	Conservation & Renewable Nat. Resou	-	-	-	-	-	-	-	-	-	-	-	-
8	Marketing Operations & Distribution	-	-	-	-	-	-	-	-	-	-	-	-
9	Communications	-	-	-	-	-	-	810	5.8%	-	-	57	0.6%
10	Communications Technologies	-	-	-	-	-	-	153	1.1%	-	-	-	-
11	Computer & Information Sciences	-	-	-	-	-	-	2,487	17.8%	-	-	-	-
12	Personal & Miscellaneous Services	-	-	404	8.0%	-	-	-	-	-	-	-	-
13	Education	-	-	146	2.9%	-	-	-	-	-	-	39	0.4%
15	Engineering - Related Technologies	2,637	25.6%	869	17.2%	-	-	-	-	210	3.0%	3	0.0%
20	Vocational Home Economics	-	-	-	-	-	-	474	3.4%	36	0.5%	-	-
22	Law & Legal Studies	-	-	-	-	-	-	-	-	-	-	-	-
31	Parks, Recreation, Leisure & Fitness St	-	-	-	-	-	-	189	1.4%	-	-	-	-
43	Protective Services	-	-	-	0.0%	-	-	1,064	7.6%	-	-	493	5.1%
44	Public Administration & Services	-	-	-	-	-	-	-	-	-	-	-	-
46	Construction Trades	-	-	-	-	-	-	-	-	181	2.6%	-	-
47	Mechanics & Repairers	-	-	-	-	196	3.8%	2,550	18.3%	908	12.8%	-	-
48	Precision Production Trades	995	9.6%	-	-	-	-	865	6.2%	24	0.3%	405	4.2%
49	Transportation & Materials Moving	-	-	-	-	1,925	37.3%	-	-	342	4.8%	-	-
50	Visual & Performing Arts	347	3.4%	110	2.2%	-	-	390	2.8%	-	-	280	2.9%
51	Health Professions & Related Sciences	317	3.1%	1,145	22.6%	926	17.9%	2,580	18.5%	2,010	28.3%	1,821	18.9%
52	Business Management & Admin. Servic	5,412	52.4%	2,391	47.2%	2,117	41.0%	2,385	17.1%	3,387	47.7%	6,539	67.9%
Institution Total		10,320	100.0%	5,065	100.0%	5,164	100.0%	13,947	100.0%	7,098	100.0%	9,637	100.0%
Total Institution SSCH		58,256		18,375		14,138		26,679		15,638		29,130	
Occupational SSCH as % of Institution Total			17.7%		27.6%		36.5%		52.3%		45.4%		33.1%

Note: SSCH included in this table are the total generated on- and off-campus in the six-digit CIP codes identified by the National Center for Education Statistics as occupationally specific.

**Table 9c. TOTAL STUDENT SEMESTER CREDIT HOURS IN OCCUPATIONAL PROGRAMS,
PUBLIC TWO-YEAR INSTITUTIONS, 1998-99**

CIP Code	GCCC		MCCC		MSCC		NAC		NWACC		OUTC	
	SSCH	%	SSCH	%	SSCH	%	SSCH	%	SSCH	%	SSCH	%
1	-	-	237	1.9%	-	-	-	-	18	0.1%	-	-
3	18	0.1%	-	-	-	-	-	-	-	-	-	-
8	-	-	-	-	-	-	-	-	-	-	-	-
9	83	0.6%	-	-	33	0.4%	45	0.2%	96	0.6%	-	-
10	-	-	-	-	-	-	-	-	-	-	-	-
11	-	-	-	-	3,231	41.7%	-	-	4,036	25.7%	2,437	40.8%
12	-	-	-	-	-	-	-	-	-	-	-	-
13	-	-	-	-	108	1.4%	48	0.3%	-	0.0%	-	-
15	240	1.8%	1,914	15.4%	75	1.0%	967	5.2%	365	2.3%	70	1.2%
20	-	-	-	-	702	9.1%	36	0.2%	149	0.9%	-	-
22	-	-	-	-	-	-	-	-	-	-	-	-
31	-	-	-	-	-	-	18	0.1%	-	-	-	-
43	624	4.6%	813	6.6%	96	1.2%	129	0.7%	711	4.5%	-	-
44	-	-	-	-	-	-	-	-	-	-	-	-
46	-	-	-	-	-	-	251	1.4%	-	-	96	1.6%
47	-	-	-	-	-	-	1,261	6.8%	-	-	781	13.1%
48	480	3.6%	-	-	-	-	1,037	5.6%	228	1.4%	264	4.4%
49	-	-	-	-	731	9.4%	606	3.3%	-	-	-	-
50	1,125	8.3%	337	2.7%	601	7.8%	670	3.6%	1,717	10.9%	-	-
51	4,554	33.7%	976	7.9%	789	10.2%	5,040	27.3%	3,777	24.0%	1,232	20.7%
52	6,378	47.2%	8,131	65.5%	1,387	17.9%	8,341	45.2%	4,631	29.4%	1,086	18.2%
	13,502	100.0%	12,408	100.0%	7,753	100.0%	18,449	100.0%	15,728	100.0%	5,966	100.0%
	37,982		38,312		19,383		41,160		61,930		15,348	
		35.5%		32.4%		40.0%		44.8%		25.4%		38.9%

Note: SSCH included in this table are the total generated on- and off-campus in the six-digit CIP codes identified by the National Center for Education Statistics as occupationally specific.

**Table 9c. TOTAL STUDENT SEMESTER CREDIT HOURS IN OCCUPATIONAL PROGRAMS,
PUBLIC TWO-YEAR INSTITUTIONS, 1998-99**

CIP Code	Institution Program Name	OZC		PCC/UA		PJC		PTC		RMCC	
		SSCH	%	SSCH	%	SSCH	%	SSCH	%	SSCH	%
1	Agricultural Business & Production	-	-	-	-	313	3.2%	-	-	22	0.4%
3	Conservation & Renewable Nat. Resources	-	-	-	-	-	-	-	-	-	-
8	Marketing Operations & Distribution	-	-	922	5.7%	609	6.2%	-	-	-	-
9	Communications	50	0.9%	-	-	-	-	2,664	7.9%	-	-
10	Communications Technologies	-	-	-	-	-	-	-	-	-	-
11	Computer & Information Sciences	-	-	-	-	-	-	-	-	1,527	30.1%
12	Personal & Miscellaneous Services	146	2.8%	896	5.5%	-	-	-	-	-	-
13	Education	-	-	-	-	108	1.1%	-	-	-	-
15	Engineering - Related Technologies	-	-	-	-	383	3.9%	719	2.1%	400	7.9%
20	Vocational Home Economics	-	-	957	5.9%	316	3.2%	1,779	5.3%	-	-
22	Law & Legal Studies	-	-	-	-	-	-	507	1.5%	-	-
31	Parks, Recreation, Leisure & Fitness Studies	-	-	-	-	-	-	-	-	-	-
43	Protective Services	9	0.2%	34	0.2%	-	-	-	-	-	-
44	Public Administration & Services	-	-	-	-	-	-	-	-	-	-
46	Construction Trades	-	-	-	-	-	-	-	-	-	-
47	Mechanics & Repairers	490	9.3%	460	2.8%	968	9.8%	7,567	22.4%	175	3.4%
48	Precision Production Trades	-	-	1,476	9.1%	1,493	15.1%	3,508	10.4%	332	6.5%
49	Transportation & Materials Moving	-	0.0%	172	1.1%	-	-	-	-	-	-
50	Visual & Performing Arts	87	1.6%	554	3.4%	-	-	-	-	291	5.7%
51	Health Professions & Related Sciences	1,852	35.0%	2,657	16.4%	1,666	16.9%	4,068	12.0%	1,164	22.9%
52	Business Management & Admin. Services	2,658	50.2%	8,058	49.8%	4,016	40.7%	12,951	38.4%	1,167	23.0%
Institution Total		5,292	100.0%	16,186	100.0%	9,872	100.0%	33,763	100.0%	5,078	100.0%
Total Institution SSCH		15,798		37,777		23,849		73,381		12,579	
Occupational SSCH as % of Institution Total			33.5%		42.8%		41.4%		46.0%		40.4%

Note: SSCH included in this table are the total generated on- and off-campus in the six-digit CIP codes identified by the National Center for Education Statistics as occupationally specific.

**Table 9c. TOTAL STUDENT SEMESTER CREDIT HOURS IN OCCUPATIONAL PROGRAMS,
PUBLIC TWO-YEAR INSTITUTIONS, 1998-99**

CIP Code	SACC		SAUT		SEAC		UACCB		UACCH		WC		TOTAL TWO-YEAR	
	SSCH	%	SSCH	%	SSCH	%	SSCH	%	SSCH	%	SSCH	%	SSCH	%
1	-	-	-	-	-	-	-	-	-	-	612	-	1,202	0.4%
3	-	-	-	-	-	-	-	-	7	0.1%	-	-	25	0.0%
8	-	-	-	-	-	-	-	-	-	-	7.7%	-	4,022	1.4%
9	-	-	27	0.2%	-	-	-	-	-	-	0.6%	-	4,048	1.4%
10	-	-	-	-	-	-	-	-	-	-	-	-	153	0.1%
11	-	-	-	-	432	3.2%	745	10.4%	2,427	21.0%	-	0.0%	17,322	6.1%
12	-	-	-	-	-	-	-	-	350	3.0%	-	-	1,796	0.6%
13	48	0.4%	-	-	684	5.0%	-	-	-	-	-	1.0%	1,499	0.5%
15	152	1.4%	1,309	12.0%	321	2.3%	171	2.4%	-	-	2,637	8.8%	13,645	4.8%
20	-	0.0%	117	1.1%	-	-	105	1.5%	360	3.1%	-	-	5,031	1.8%
22	-	-	-	-	588	4.3%	-	-	-	-	-	1.8%	1,692	0.6%
31	-	-	-	-	384	2.8%	40	0.6%	52	0.5%	-	-	683	0.2%
43	78	0.7%	2,350	21.5%	-	-	-	-	546	4.7%	-	-	6,947	2.5%
44	-	-	-	-	-	-	-	-	-	-	-	-	-	-
46	-	-	-	-	-	-	75	1.0%	-	-	-	-	603	0.2%
47	1,353	12.4%	391	3.6%	1,647	12.0%	379	5.3%	2,098	18.2%	-	10.3%	24,568	8.7%
48	500	4.6%	807	7.4%	808	5.9%	-	-	500	4.3%	995	12.7%	17,842	6.3%
49	288	2.6%	48	0.4%	-	-	140	2.0%	217	1.9%	-	-	4,469	1.6%
50	-	-	216	2.0%	-	-	183	2.6%	83	0.7%	347	-	6,991	2.5%
51	4,280	39.1%	2,498	22.8%	3,831	28.0%	2,953	41.2%	1,951	16.9%	317	21.8%	59,169	21.0%
52	4,239	38.8%	3,187	29.1%	5,001	36.5%	2,373	33.1%	2,949	25.6%	5,412	35.3%	110,221	39.1%
	10,938	100.0%	10,950	100.0%	13,696	100.0%	7,164	100.0%	11,540	100.0%	32,412	100.0%	281,928	100.0%
Inst Total	24,731		18,657		36,276		15,649		30,087		106,987		772,102	
		44.2%		58.7%		37.8%		45.8%		38.4%		30.3%		36.5%

Note: SSCH included in this table are the total generated on- and off-campus in the six-digit CIP codes identified by the National Center for Education Statistics as occupationally specific.

Source: r:\book\ssch9899\2yrocc.xls

INSTITUTIONAL SSCH/FTE

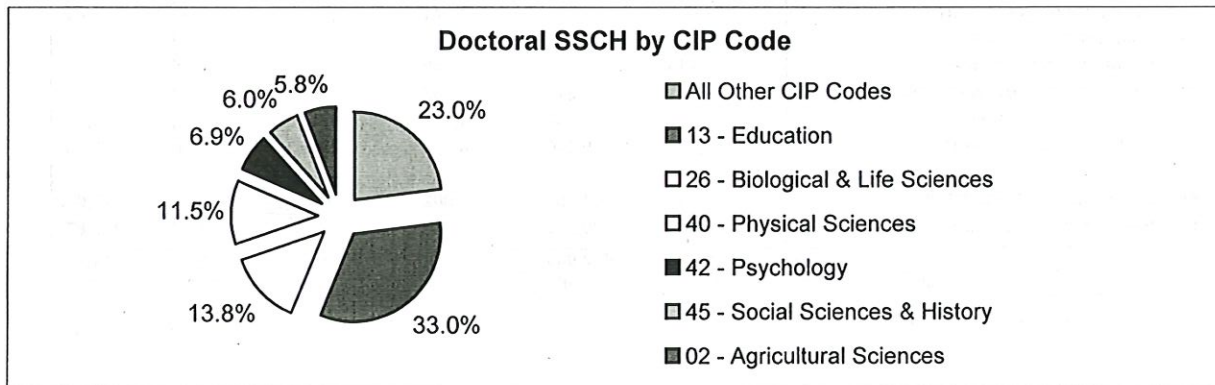

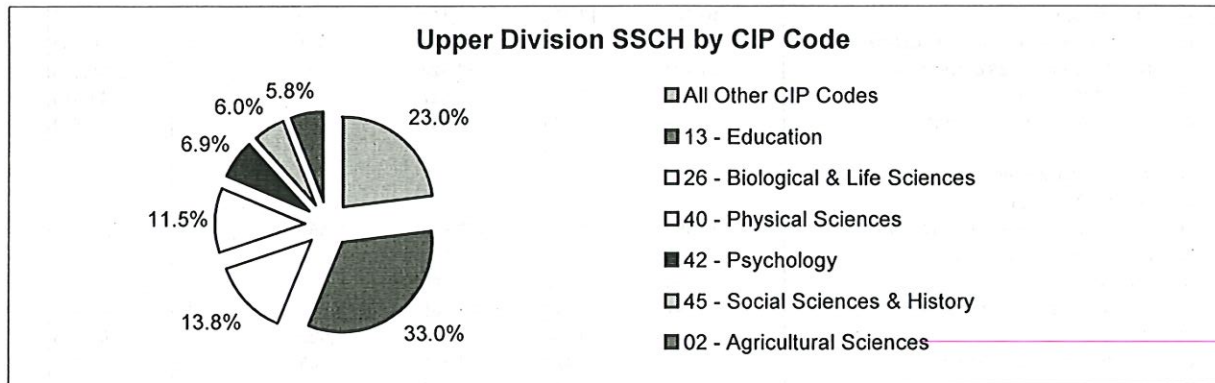
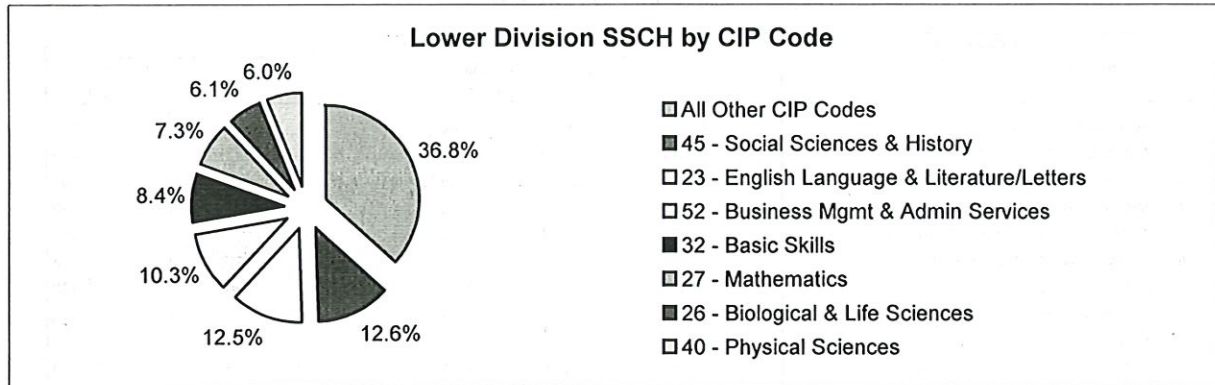
BY

CIP CLASSIFICATION,

COURSE LEVEL, and

**LOCATION /
DELIVERY MODE**

**Table 10. TOTAL PUBLIC STUDENT SEMESTER CREDIT HOURS
BY COURSE LEVEL AND CIP CODE, 1998 - 99**



Source: ADHE 15 Series; r:\books\ssch9899\graphs.xls

**Table 11. 1998-99 STUDENT SEMESTER CREDIT HOURS
TOTAL FOUR-YEAR INSTITUTIONS**

CLASSIFICATION OF INSTRUCTIONAL PROGRAMS (CIP) Code Program Name		UNDERGRADUATE SSCH					UNDERGRAD TOTAL
		Lower Level	Upper Level	On-Campus UG Subt	UG Off-Campus	UG On-line	
1	AGRICULTURAL BUSINESS & PROD.	3,367	5,680	9,047	-	141	9,188
2	AGRICULTURAL SCIENCES	5,506	5,990	11,496	-	122	11,618
3	CONSERVATION & REN NATURAL RES	1,582	2,025	3,607	48	300	3,955
4	ARCHITECTURE & RELATED PROGRAM	4,924	3,759	8,683	205	-	8,888
5	AREA,ETHNIC & CULTURAL STUDIES	7,422	482	7,904	6	-	7,910
8	MARKETING AND DISTRIBUTION	-	18	18	-	-	18
9	COMMUNICATIONS	22,765	13,464	36,229	553	306	37,088
10	COMMUNICATION TECHNOLOGIES	72	30	102	-	-	102
		-	-	-	-	-	-
11	COMPUTER & INFORMATIONAL SCI.	30,757	13,428	44,185	1,233	90	45,508
12	PERSONAL AND MISC. SERVICES	-	-	-	-	-	-
13	EDUCATION	60,239	79,742	139,981	7,696	1,443	149,120
14	ENGINEERING	10,528	17,633	28,161	129	6	28,296
15	ENGINEERING-RELATED TECHNOLOGY	2,445	3,325	5,770	631	62	6,463
16	FOREIGN LANGUAGES & LITERATURE	29,493	5,029	34,522	621	-	35,143
19	HOME ECONOMICS	7,478	7,049	14,527	249	39	14,815
20	VOCATIONAL HOME ECONOMICS	989	2,760	3,749	-	-	3,749
		-	-	-	-	-	-
21	TECH EDUCATION/INDUSTRIAL ARTS	-	-	-	-	-	-
22	LAW AND LEGAL STUDIES	-	-	-	-	-	-
23	ENGLISH LANGUAGE & LIT/LETTERS	121,489	21,006	142,495	2,568	342	145,405
24	LIBERAL ARTS, GENERAL STUDIES	7,734	3,630	11,364	42	-	11,406
25	LIBRARY SCIENCE	135	345	480	-	-	480
26	BIOLOGICAL SCI/LIFE SCIENCES	61,541	18,644	80,185	1,668	15	81,868
27	MATHEMATICS	79,093	9,140	88,233	1,023	-	89,256
28	RESERVE OFFICER'S TRAINING COR	863	472	1,335	65	8	1,408
29	MILITARY TECHNOLOGIES	343	141	484	-	-	484
30	MULTI/INTERDISCIPLINARY STUD.	661	1,165	1,826	-	-	1,826
		-	-	-	-	-	-
31	PARKS,RECREATION & LEISURE STU	1,667	2,743	4,410	-	-	4,410
32	BASIC SKILLS	45,763	-	45,763	686	-	46,449
33	CITIZENSHIP ACTIVITIES	-	-	-	-	-	-
34	HEALTH-RELATED KNOWLEDGE & SK	-	-	-	-	-	-
35	INTERPERSONAL SKILLS	-	-	-	-	-	-
36	LEISURE AND RECREATIONAL ACTS	1,839	-	1,839	-	-	1,839
37	PERSONAL AWARENESS/SELF IMPROV	3,933	40	3,973	59	-	4,032
38	PHILOSOPHY & RELIGION	16,469	2,748	19,217	117	-	19,334
39	THEOLOGICAL STUDIES/REL VOCAT	-	-	-	-	-	-
40	PHYSICAL SCIENCES	79,019	12,824	91,843	824	45	92,712
		-	-	-	-	-	-
41	SCIENCE TECHNOLOGIES	-	-	-	-	-	-
42	PSYCHOLOGY	32,796	23,565	56,361	2,673	561	59,595
43	PROTECTIVE SERVICES	3,039	4,998	8,037	555	252	8,844
44	PUBLIC ADMIN AND SERVICES	1,944	8,225	10,169	78	9	10,256
45	SOCIAL SCIENCES & HISTORY	137,606	46,565	184,171	2,920	1,719	188,810
46	CONSTRUCTION TRADES	-	-	-	-	-	-
47	MECHANICS AND REPAIRERS	210	-	210	105	-	315
48	PRECISION PRODUCTION TRADES	147	210	357	-	-	357
49	TRANS. & MATERIAL MOVING	483	657	1,140	-	-	1,140
50	VISUAL & PERFORMING ARTS	58,607	19,420	78,027	605	69	78,701
		-	-	-	-	-	-
51	HEALTH PROFESSIONS & REL SCI	25,545	44,257	69,802	2,090	1,168	73,060
52	BUSINESS MGT./ADMIN SERVICES	61,163	90,871	152,034	4,729	1,113	157,876
		-	-	-	-	-	-
	Total	929,656	472,080	1,401,736	32,178	7,810	1,441,724
	Column Total as % of Inst Total	57.2%	29.0%	86.2%	2.0%	0.5%	88.7%

Source: ADHE 15 Series, r:\books\ssch9899\sum4inst.xls

**Table 11. 1998-99 STUDENT SEMESTER CREDIT HOURS
TOTAL FOUR-YEAR INSTITUTIONS**

Code	CLASSIFICATION OF INSTRUCTIONAL PROGRAMS (CIP) Program Name	GRADUATE S S C H								GRAD TOTAL	ANNUAL GRAND TOTAL	% OF GRAND TOTAL
		Master's Level	Specialist Level	Doctoral Level	First Prof	On-Camp Grad Subt	Grad Off-Camp	Grad On-line				
1	AGRICULTURAL BUSINESS & PROD.	1,011	-	160	-	1,171	27	3	1,201	10,389	0.6%	
2	AGRICULTURAL SCIENCES	1,564	-	739	-	2,303	36	6	2,345	13,963	0.9%	
3	CONSERVATION & REN NATURAL RES	224	1	10	-	235	-	-	235	4,190	0.3%	
4	ARCHITECTURE & RELATED PROGRAM	-	-	-	-	-	-	-	-	8,888	0.5%	
5	AREA, ETHNIC & CULTURAL STUDIES	3	-	-	-	3	-	-	3	7,913	0.5%	
8	MARKETING AND DISTRIBUTION	-	-	-	-	-	-	-	-	18	0.0%	
9	COMMUNICATIONS	1,813	-	3	-	1,816	3	27	1,846	38,934	2.4%	
10	COMMUNICATION TECHNOLOGIES	-	-	-	-	-	-	-	-	102	0.0%	
11	COMPUTER & INFORMATIONAL SCI.	1,527	-	210	-	1,737	18	-	1,755	47,263	2.9%	
12	PERSONAL AND MISC. SERVICES	-	-	-	-	-	-	-	-	-	-	
13	EDUCATION	40,472	977	4,211	-	45,660	6,087	1,174	52,921	202,041	12.4%	
14	ENGINEERING	2,779	-	668	-	3,447	42	78	3,567	31,863	2.0%	
15	ENGINEERING-RELATED TECHNOLOGY	-	-	-	-	-	-	-	-	6,463	0.4%	
16	FOREIGN LANGUAGES & LITERATURE	592	-	91	-	683	25	-	708	35,851	2.2%	
19	HOME ECONOMICS	970	-	25	-	995	-	6	1,001	15,816	1.0%	
20	VOCATIONAL HOME ECONOMICS	231	-	-	-	231	-	-	231	3,980	0.2%	
21	TECH EDUCATION/INDUSTRIAL ARTS	-	-	-	22	22	-	-	22	22	0.0%	
22	LAW AND LEGAL STUDIES	190	-	-	21,442	21,632	-	-	21,632	21,632	1.3%	
23	ENGLISH LANGUAGE & LIT/LETTERS	3,492	21	501	-	4,014	108	-	4,122	149,527	9.2%	
24	LIBERAL ARTS, GENERAL STUDIES	219	-	-	-	219	-	-	219	11,625	0.7%	
25	LIBRARY SCIENCE	1,273	9	-	-	1,282	62	174	1,518	1,998	0.1%	
26	BIOLOGICAL SCI/LIFE SCIENCES	2,848	-	1,764	7	4,619	9	-	4,628	86,496	5.3%	
27	MATHEMATICS	1,630	-	225	-	1,855	36	-	1,891	91,147	5.6%	
28	RESERVE OFFICER'S TRAINING COR	-	-	-	-	-	-	-	-	1,408	0.1%	
29	MILITARY TECHNOLOGIES	-	-	-	-	-	-	-	-	484	0.0%	
30	MULTI/INTERDISCIPLINARY STUD.	6	-	-	-	6	-	-	6	1,832	0.1%	
31	PARKS, RECREATION & LEISURE STU	450	-	217	-	667	-	-	667	5,077	0.3%	
32	BASIC SKILLS	-	-	-	-	-	-	-	-	46,449	2.9%	
33	CITIZENSHIP ACTIVITIES	-	-	-	-	-	-	-	-	-	-	
34	HEALTH-RELATED KNOWLEDGE & SK	-	-	-	-	-	-	-	-	-	-	
35	INTERPERSONAL SKILLS	-	-	-	-	-	-	-	-	-	-	
36	LEISURE AND RECREATIONAL ACTS	-	-	-	-	-	-	-	-	1,839	0.1%	
37	PERSONAL AWARENESS/SELF IMPROV	-	-	-	-	-	-	-	-	4,032	0.2%	
38	PHILOSOPHY & RELIGION	222	-	122	-	344	-	-	344	19,678	1.2%	
39	THEOLOGICAL STUDIES/REL VOCAT	-	-	-	-	-	-	-	-	-	-	
40	PHYSICAL SCIENCES	2,185	18	1,466	-	3,669	27	-	3,696	96,408	5.9%	
41	SCIENCE TECHNOLOGIES	-	-	-	-	-	-	-	-	-	-	
42	PSYCHOLOGY	3,570	393	888	-	4,851	81	-	4,932	64,527	4.0%	
43	PROTECTIVE SERVICES	450	-	-	-	450	-	-	450	9,294	0.6%	
44	PUBLIC ADMIN AND SERVICES	3,541	-	3	-	3,544	2,097	-	5,641	15,897	1.0%	
45	SOCIAL SCIENCES & HISTORY	5,296	42	774	-	6,112	195	-	6,307	195,117	12.0%	
46	CONSTRUCTION TRADES	-	-	-	-	-	-	-	-	-	-	
47	MECHANICS AND REPAIRERS	-	-	-	-	-	-	-	-	315	0.0%	
48	PRECISION PRODUCTION TRADES	-	-	-	-	-	-	-	-	357	0.0%	
49	TRANS. & MATERIAL MOVING	-	-	-	-	-	-	-	-	1,140	0.1%	
50	VISUAL & PERFORMING ARTS	1,918	8	7	-	1,933	15	-	1,948	80,649	5.0%	
51	HEALTH PROFESSIONS & REL SCI	15,966	27	327	31,442	47,762	637	197	48,596	121,656	7.5%	
52	BUSINESS MGT./ADMIN SERVICES	8,196	3	375	6	8,580	1,965	519	11,064	168,940	10.4%	
Total		102,638	1,499	12,786	52,919	169,842	11,470	2,184	183,496	1,625,220	100.0%	
Column Total as % of Inst Total		6.3%	0.1%	0.8%	3.3%	10.5%	0.7%	0.1%	11.3%	100.0%		

**Table 12. 1998-99 STUDENT SEMESTER CREDIT HOURS
ARKANSAS STATE UNIV -JONESBORO**

Code	CLASSIFICATION OF INSTRUCTIONAL PROGRAMS (CIP) Program Name	UNDERGRADUATE SSCH					UNDERGRAD TOTAL
		Lower	Upper	On-Campus	UG	UG	
		Level	Level	UG Subt	Off-Campus	On-line	
1	AGRICULTURAL BUSINESS & PROD.	432	1,561	1,993	-	117	2,110
2	AGRICULTURAL SCIENCES	2,047	2,271	4,318	-	66	4,384
3	CONSERVATION & REN NATURAL RES	-	-	-	-	-	-
4	ARCHITECTURE & RELATED PROGRAM	-	-	-	-	-	-
5	AREA,ETHNIC & CULTURAL STUDIES	-	-	-	-	-	-
8	MARKETING AND DISTRIBUTION	-	-	-	-	-	-
9	COMMUNICATIONS	1,737	3,178	4,915	-	-	4,915
10	COMMUNICATION TECHNOLOGIES	-	-	-	-	-	-
11	COMPUTER & INFORMATIONAL SCI.	5,463	2,055	7,518	105	36	7,659
12	PERSONAL AND MISC. SERVICES	-	-	-	-	-	-
13	EDUCATION	10,369	18,330	28,699	2,072	327	31,098
14	ENGINEERING	1,462	1,991	3,453	-	-	3,453
15	ENGINEERING-RELATED TECHNOLOGY	168	918	1,086	252	24	1,362
16	FOREIGN LANGUAGES & LITERATURE	3,567	411	3,978	-	-	3,978
19	HOME ECONOMICS	-	-	-	-	-	-
20	VOCATIONAL HOME ECONOMICS	573	2,388	2,961	-	-	2,961
21	TECH EDUCATION/INDUSTRIAL ARTS	-	-	-	-	-	-
22	LAW AND LEGAL STUDIES	-	-	-	-	-	-
23	ENGLISH LANGUAGE & LIT/LETTERS	20,889	2,934	23,823	819	-	24,642
24	LIBERAL ARTS, GENERAL STUDIES	-	436	436	-	-	436
25	LIBRARY SCIENCE	9	-	9	-	-	9
26	BIOLOGICAL SCI/LIFE SCIENCES	11,768	3,183	14,951	171	15	15,137
27	MATHEMATICS	10,253	1,763	12,016	387	-	12,403
28	RESERVE OFFICER'S TRAINING COR	-	-	-	-	-	-
29	MILITARY TECHNOLOGIES	343	141	484	-	-	484
30	MULTI/INTERDISCIPLINARY STUD.	-	-	-	-	-	-
31	PARKS,RECREATION & LEISURE STU	-	-	-	-	-	-
32	BASIC SKILLS	7,903	-	7,903	257	-	8,160
33	CITIZENSHIP ACTIVITIES	-	-	-	-	-	-
34	HEALTH-RELATED KNOWLEDGE & SK	-	-	-	-	-	-
35	INTERPERSONAL SKILLS	-	-	-	-	-	-
36	LEISURE AND RECREATIONAL ACTS	-	-	-	-	-	-
37	PERSONAL AWARENESS/SELF IMPROV	-	-	-	-	-	-
38	PHILOSOPHY & RELIGION	2,754	672	3,426	-	-	3,426
39	THEOLOGICAL STUDIES/REL VOCAT	-	-	-	-	-	-
40	PHYSICAL SCIENCES	11,356	2,329	13,685	126	-	13,811
41	SCIENCE TECHNOLOGIES	-	-	-	-	-	-
42	PSYCHOLOGY	5,352	4,363	9,715	87	-	9,802
43	PROTECTIVE SERVICES	-	-	-	-	-	-
44	PUBLIC ADMIN AND SERVICES	324	2,064	2,388	-	9	2,397
45	SOCIAL SCIENCES & HISTORY	23,399	9,723	33,122	372	6	33,500
46	CONSTRUCTION TRADES	-	-	-	-	-	-
47	MECHANICS AND REPAIRERS	-	-	-	-	-	-
48	PRECISION PRODUCTION TRADES	147	210	357	-	-	357
49	TRANS. & MATERIAL MOVING	42	-	42	-	-	42
50	VISUAL & PERFORMING ARTS	11,375	3,646	15,021	52	-	15,073
51	HEALTH PROFESSIONS & REL SCI	6,465	6,870	13,335	671	1,168	15,174
52	BUSINESS MGT./ADMIN SERVICES	14,508	14,113	28,621	3,792	1,080	33,493
Total		152,705	85,550	238,255	9,163	2,848	250,266
Column Total as % of Inst Total		56.9%	31.9%	88.8%	3.4%	1.1%	93.3%

Source ADHE 15 Series; r:\books\ssch9899\sum4\inst.xls

**Table 12. 1998-99 STUDENT SEMESTER CREDIT HOURS
ARKANSAS STATE UNIV -JONESBORO**

Code	CLASSIFICATION OF INSTRUCTIONAL PROGRAMS (CIP) Program Name	GRADUATE SSCH							GRAD TOTAL	ANNUAL GRAND TOTAL	% OF GRAND TOTAL
		Master's Level	Specialist Level	Doctoral Level	First Prof	On-Camp Grad Subt	Grad Off-Camp	Grad On-line			
1	AGRICULTURAL BUSINESS & PROD.	27	-	-	-	27	-	3	30	2,140	0.8%
2	AGRICULTURAL SCIENCES	222	-	-	-	222	-	6	228	4,612	1.7%
3	CONSERVATION & REN NATURAL RES	-	1	10	-	11	-	-	11	11	0.0%
4	ARCHITECTURE & RELATED PROGRAM	-	-	-	-	-	-	-	-	-	-
5	AREA,ETHNIC & CULTURAL STUDIES	-	-	-	-	-	-	-	-	-	-
8	MARKETING AND DISTRIBUTION	-	-	-	-	-	-	-	-	-	-
9	COMMUNICATIONS	211	-	-	-	211	-	-	211	5,126	1.9%
10	COMMUNICATION TECHNOLOGIES	-	-	-	-	-	-	-	-	-	-
11	COMPUTER & INFORMATIONAL SCI.	386	-	-	-	386	-	-	386	8,045	3.0%
12	PERSONAL AND MISC. SERVICES	-	-	-	-	-	-	-	-	-	-
13	EDUCATION	4,559	630	604	-	5,793	2,316	192	8,301	39,399	14.7%
14	ENGINEERING	-	-	-	-	-	-	-	-	3,453	1.3%
15	ENGINEERING-RELATED TECHNOLOGY	-	-	-	-	-	-	-	-	1,362	0.5%
16	FOREIGN LANGUAGES & LITERATURE	-	-	-	-	-	-	-	-	3,978	1.5%
19	HOME ECONOMICS	-	-	-	-	-	-	-	-	-	-
20	VOCATIONAL HOME ECONOMICS	231	-	-	-	231	-	-	231	3,192	1.2%
21	TECH EDUCATION/INDUSTRIAL ARTS	-	-	-	-	-	-	-	-	-	-
22	LAW AND LEGAL STUDIES	-	-	-	-	-	-	-	-	-	-
23	ENGLISH LANGUAGE & LIT/LETTERS	498	21	-	-	519	42	-	561	25,203	9.4%
24	LIBERAL ARTS, GENERAL STUDIES	-	-	-	-	-	-	-	-	436	0.2%
25	LIBRARY SCIENCE	-	-	-	-	-	-	-	-	9	0.0%
26	BIOLOGICAL SCI/LIFE SCIENCES	408	-	26	-	434	-	-	434	15,571	5.8%
27	MATHEMATICS	148	-	3	-	151	-	-	151	12,554	4.7%
28	RESERVE OFFICER'S TRAINING COR	-	-	-	-	-	-	-	-	-	-
29	MILITARY TECHNOLOGIES	-	-	-	-	-	-	-	-	484	0.2%
30	MULTI/INTERDISCIPLINARY STUD.	-	-	-	-	-	-	-	-	-	-
31	PARKS,RECREATION & LEISURE STU	-	-	-	-	-	-	-	-	-	-
32	BASIC SKILLS	-	-	-	-	-	-	-	-	8,160	3.0%
33	CITIZENSHIP ACTIVITIES	-	-	-	-	-	-	-	-	-	-
34	HEALTH-RELATED KNOWLEDGE & SK	-	-	-	-	-	-	-	-	-	-
35	INTERPERSONAL SKILLS	-	-	-	-	-	-	-	-	-	-
36	LEISURE AND RECREATIONAL ACTS	-	-	-	-	-	-	-	-	-	-
37	PERSONAL AWARENESS/SELF IMPROV	-	-	-	-	-	-	-	-	-	-
38	PHILOSOPHY & RELIGION	3	-	-	-	3	-	-	3	3,429	1.3%
39	THEOLOGICAL STUDIES/REL VOCAT	-	-	-	-	-	-	-	-	-	-
40	PHYSICAL SCIENCES	735	18	37	-	790	-	-	790	14,601	5.4%
41	SCIENCE TECHNOLOGIES	-	-	-	-	-	-	-	-	-	-
42	PSYCHOLOGY	1,407	393	7	-	1,807	-	-	1,807	11,609	4.3%
43	PROTECTIVE SERVICES	-	-	-	-	-	-	-	-	-	-
44	PUBLIC ADMIN AND SERVICES	-	-	-	-	-	-	-	-	2,397	0.9%
45	SOCIAL SCIENCES & HISTORY	1,065	42	3	-	1,110	-	-	1,110	34,610	12.9%
46	CONSTRUCTION TRADES	-	-	-	-	-	-	-	-	-	-
47	MECHANICS AND REPAIRERS	-	-	-	-	-	-	-	-	-	-
48	PRECISION PRODUCTION TRADES	-	-	-	-	-	-	-	-	357	0.1%
49	TRANS. & MATERIAL MOVING	-	-	-	-	-	-	-	-	42	0.0%
50	VISUAL & PERFORMING ARTS	368	8	-	-	376	-	-	376	15,449	5.8%
51	HEALTH PROFESSIONS & REL SCI	1,848	-	-	-	1,848	20	128	1,996	17,170	6.4%
52	BUSINESS MGT./ADMIN SERVICES	1,305	3	-	-	1,308	-	-	1,308	34,801	13.0%
Total		13,421	1,116	690	0	15,227	2,378	329	17,934	268,200	100.0%
Column Total as % of Inst Total		5.0%	0.4%	0.3%	0.0%	5.7%	0.9%	0.1%	6.7%	100.0%	

**Table 13. 1998-99 STUDENT SEMESTER CREDIT HOURS
ARKANSAS TECH UNIVERSITY**

CLASSIFICATION OF INSTRUCTIONAL PROGRAMS (CIP) Code Program Name		UNDERGRADUATE SSCH					UNDERGRAD TOTAL
		Lower Level	Upper Level	On-Campus UG Subt	UG Off-Campus	UG On-line	
1	AGRICULTURAL BUSINESS & PROD.	937	1,633	2,570	-	-	2,570
2	AGRICULTURAL SCIENCES	-	-	-	-	-	-
3	CONSERVATION & REN NATURAL RES	845	842	1,687	48	300	2,035
4	ARCHITECTURE & RELATED PROGRAM	-	-	-	-	-	-
5	AREA,ETHNIC & CULTURAL STUDIES	-	-	-	-	-	-
8	MARKETING AND DISTRIBUTION	-	-	-	-	-	-
9	COMMUNICATIONS	561	609	1,170	-	42	1,212
10	COMMUNICATION TECHNOLOGIES	-	-	-	-	-	-
11	COMPUTER & INFORMATIONAL SCI.	4,438	898	5,336	990	54	6,380
12	PERSONAL AND MISC. SERVICES	-	-	-	-	-	-
13	EDUCATION	4,748	8,327	13,075	3,930	-	17,005
14	ENGINEERING	810	985	1,795	30	-	1,825
15	ENGINEERING-RELATED TECHNOLOGY	122	-	122	-	38	160
16	FOREIGN LANGUAGES & LITERATURE	1,605	444	2,049	-	-	2,049
19	HOME ECONOMICS	-	-	-	-	-	-
20	VOCATIONAL HOME ECONOMICS	-	-	-	-	-	-
21	TECH EDUCATION/INDUSTRIAL ARTS	-	-	-	-	-	-
22	LAW AND LEGAL STUDIES	-	-	-	-	-	-
23	ENGLISH LANGUAGE & LIT/LETTERS	10,406	1,752	12,158	-	156	12,314
24	LIBERAL ARTS, GENERAL STUDIES	-	1,068	1,068	-	-	1,068
25	LIBRARY SCIENCE	36	-	36	-	-	36
26	BIOLOGICAL SCI/LIFE SCIENCES	4,886	1,669	6,555	32	-	6,587
27	MATHEMATICS	6,084	516	6,600	-	-	6,600
28	RESERVE OFFICER'S TRAINING COR	21	-	21	23	-	44
29	MILITARY TECHNOLOGIES	-	-	-	-	-	-
30	MULTI/INTERDISCIPLINARY STUD.	19	-	19	-	-	19
31	PARKS,RECREATION & LEISURE STU	800	1,067	1,867	-	-	1,867
32	BASIC SKILLS	4,026	-	4,026	-	-	4,026
33	CITIZENSHIP ACTIVITIES	-	-	-	-	-	-
34	HEALTH-RELATED KNOWLEDGE & SK	-	-	-	-	-	-
35	INTERPERSONAL SKILLS	-	-	-	-	-	-
36	LEISURE AND RECREATIONAL ACTS	-	-	-	-	-	-
37	PERSONAL AWARENESS/SELF IMPROV	-	-	-	-	-	-
38	PHILOSOPHY & RELIGION	1,113	172	1,285	-	-	1,285
39	THEOLOGICAL STUDIES/REL VOCAT	-	-	-	-	-	-
40	PHYSICAL SCIENCES	4,857	951	5,808	-	45	5,853
41	SCIENCE TECHNOLOGIES	-	-	-	-	-	-
42	PSYCHOLOGY	2,583	1,301	3,884	-	-	3,884
43	PROTECTIVE SERVICES	168	342	510	-	-	510
44	PUBLIC ADMIN AND SERVICES	-	-	-	-	-	-
45	SOCIAL SCIENCES & HISTORY	12,855	4,505	17,360	-	150	17,510
46	CONSTRUCTION TRADES	-	-	-	-	-	-
47	MECHANICS AND REPAIRERS	210	-	210	105	-	315
48	PRECISION PRODUCTION TRADES	-	-	-	-	-	-
49	TRANS. & MATERIAL MOVING	-	-	-	-	-	-
50	VISUAL & PERFORMING ARTS	3,721	1,709	5,430	-	69	5,499
51	HEALTH PROFESSIONS & REL SCI	1,006	3,949	4,955	297	-	5,252
52	BUSINESS MGT./ADMIN SERVICES	4,834	5,693	10,527	468	18	11,013
Total		71,691	38,432	110,123	5,923	872	116,918
Column Total as % of Inst Total		59.0%	31.6%	90.6%	4.9%	0.7%	96.2%

Source: ADHE 15 Series, r:\books\ssch9899\sum4inst.xls

**Table 13. 1998-99 STUDENT SEMESTER CREDIT HOURS
ARKANSAS TECH UNIVERSITY**

CLASSIFICATION OF INSTRUCTIONAL PROGRAMS (CIP)		GRADUATE SSCH							ANNUAL GRAND TOTAL	% OF GRAND TOTAL	
		Master's Level	Specialist Level	Doctoral Level	First Prof	On-Camp Grad Subt	Grad Off-Camp	Grad On-line			GRAD TOTAL
Code	Program Name										
1	AGRICULTURAL BUSINESS & PROD.	-	-	-	-	-	-	-	-	2,570	2.1%
2	AGRICULTURAL SCIENCES	-	-	-	-	-	-	-	-	-	-
3	CONSERVATION & REN NATURAL RES	-	-	-	-	-	-	-	-	2,035	1.7%
4	ARCHITECTURE & RELATED PROGRAM	-	-	-	-	-	-	-	-	-	-
5	AREA,ETHNIC & CULTURAL STUDIES	-	-	-	-	-	-	-	-	-	-
8	MARKETING AND DISTRIBUTION	-	-	-	-	-	-	-	-	-	-
9	COMMUNICATIONS	15	-	-	-	15	-	27	42	1,254	1.0%
10	COMMUNICATION TECHNOLOGIES	-	-	-	-	-	-	-	-	-	-
11	COMPUTER & INFORMATIONAL SCI.	-	-	-	-	-	-	-	-	6,380	5.2%
12	PERSONAL AND MISC. SERVICES	-	-	-	-	-	-	-	-	-	-
13	EDUCATION	3,638	-	-	-	3,638	315	160	4,113	21,118	17.4%
14	ENGINEERING	-	-	-	-	-	-	-	-	1,825	1.5%
15	ENGINEERING-RELATED TECHNOLOGY	-	-	-	-	-	-	-	-	160	0.1%
16	FOREIGN LANGUAGES & LITERATURE	18	-	-	-	18	-	-	18	2,067	1.7%
19	HOME ECONOMICS	-	-	-	-	-	-	-	-	-	-
20	VOCATIONAL HOME ECONOMICS	-	-	-	-	-	-	-	-	-	-
21	TECH EDUCATION/INDUSTRIAL ARTS	-	-	-	-	-	-	-	-	-	-
22	LAW AND LEGAL STUDIES	-	-	-	-	-	-	-	-	-	-
23	ENGLISH LANGUAGE & LIT/LETTERS	210	-	-	-	210	-	-	210	12,524	10.3%
24	LIBERAL ARTS, GENERAL STUDIES	87	-	-	-	87	-	-	87	1,155	0.9%
25	LIBRARY SCIENCE	-	-	-	-	-	-	-	-	36	0.0%
26	BIOLOGICAL SCI/LIFE SCIENCES	-	-	-	-	-	-	-	-	6,587	5.4%
27	MATHEMATICS	3	-	-	-	3	-	-	3	6,603	5.4%
28	RESERVE OFFICER'S TRAINING COR	-	-	-	-	-	-	-	-	44	0.0%
29	MILITARY TECHNOLOGIES	-	-	-	-	-	-	-	-	-	-
30	MULTI/INTERDISCIPLINARY STUD.	-	-	-	-	-	-	-	-	19	0.0%
31	PARKS,RECREATION & LEISURE STU	-	-	-	-	-	-	-	-	1,867	1.5%
32	BASIC SKILLS	-	-	-	-	-	-	-	-	4,026	3.3%
33	CITIZENSHIP ACTIVITIES	-	-	-	-	-	-	-	-	-	-
34	HEALTH-RELATED KNOWLEDGE & SK	-	-	-	-	-	-	-	-	-	-
35	INTERPERSONAL SKILLS	-	-	-	-	-	-	-	-	-	-
36	LEISURE AND RECREATIONAL ACTS	-	-	-	-	-	-	-	-	-	-
37	PERSONAL AWARENESS/SELF IMPROV	-	-	-	-	-	-	-	-	-	-
38	PHILOSOPHY & RELIGION	6	-	-	-	6	-	-	6	1,291	1.1%
39	THEOLOGICAL STUDIES/REL VOCAT	-	-	-	-	-	-	-	-	-	-
40	PHYSICAL SCIENCES	-	-	-	-	-	-	-	-	5,853	4.8%
41	SCIENCE TECHNOLOGIES	-	-	-	-	-	-	-	-	-	-
42	PSYCHOLOGY	-	-	-	-	-	-	-	-	3,884	3.2%
43	PROTECTIVE SERVICES	-	-	-	-	-	-	-	-	510	0.4%
44	PUBLIC ADMIN AND SERVICES	-	-	-	-	-	-	-	-	-	-
45	SOCIAL SCIENCES & HISTORY	158	-	-	-	158	-	-	158	17,668	14.5%
46	CONSTRUCTION TRADES	-	-	-	-	-	-	-	-	-	-
47	MECHANICS AND REPAIRERS	-	-	-	-	-	-	-	-	315	0.3%
48	PRECISION PRODUCTION TRADES	-	-	-	-	-	-	-	-	-	-
49	TRANS. & MATERIAL MOVING	-	-	-	-	-	-	-	-	-	-
50	VISUAL & PERFORMING ARTS	33	-	-	-	33	-	-	33	5,532	4.5%
51	HEALTH PROFESSIONS & REL SCI	-	-	-	-	-	-	-	-	5,252	4.3%
52	BUSINESS MGT./ADMIN SERVICES	-	-	-	-	-	-	-	-	11,013	9.1%
Total		4,168	0	0	0	4,168	315	187	4,670	121,588	100.0%
Column Total as % of Inst Total		3.4%	0.0%	0.0%	0.0%	3.4%	0.3%	0.2%	3.8%	100.0%	

**Table 14. 1998-99 STUDENT SEMESTER CREDIT HOURS
HENDERSON STATE UNIVERSITY**

Code	CLASSIFICATION OF INSTRUCTIONAL PROGRAMS (CIP) Program Name	UNDERGRADUATE SSCH					UNDERGRAD TOTAL
		Lower	Upper	On-Campus	UG	UG	
		Level	Level	UG Subt	Off-Campus	On-line	
1	AGRICULTURAL BUSINESS & PROD.	-	-	-	-	-	-
2	AGRICULTURAL SCIENCES	-	-	-	-	-	-
3	CONSERVATION & REN NATURAL RES	-	-	-	-	-	-
4	ARCHITECTURE & RELATED PROGRAM	-	-	-	-	-	-
5	AREA,ETHNIC & CULTURAL STUDIES	-	-	-	-	-	-
8	MARKETING AND DISTRIBUTION	-	-	-	-	-	-
9	COMMUNICATIONS	506	294	800	-	-	800
10	COMMUNICATION TECHNOLOGIES	72	30	102	-	-	102
11	COMPUTER & INFORMATIONAL SCI.	1,889	375	2,264	-	-	2,264
12	PERSONAL AND MISC. SERVICES	-	-	-	-	-	-
13	EDUCATION	6,070	9,427	15,497	102	27	15,626
14	ENGINEERING	-	-	-	-	-	-
15	ENGINEERING-RELATED TECHNOLOGY	-	-	-	-	-	-
16	FOREIGN LANGUAGES & LITERATURE	2,192	292	2,484	-	-	2,484
19	HOME ECONOMICS	228	570	798	138	-	936
20	VOCATIONAL HOME ECONOMICS	-	-	-	-	-	-
21	TECH EDUCATION/INDUSTRIAL ARTS	-	-	-	-	-	-
22	LAW AND LEGAL STUDIES	-	-	-	-	-	-
23	ENGLISH LANGUAGE & LIT/LETTERS	7,764	2,038	9,802	54	-	9,856
24	LIBERAL ARTS, GENERAL STUDIES	2,355	156	2,511	-	-	2,511
25	LIBRARY SCIENCE	-	345	345	-	-	345
26	BIOLOGICAL SCI/LIFE SCIENCES	3,321	1,675	4,996	784	-	5,780
27	MATHEMATICS	3,726	213	3,939	-	-	3,939
28	RESERVE OFFICER'S TRAINING COR	-	-	-	-	-	-
29	MILITARY TECHNOLOGIES	-	-	-	-	-	-
30	MULTI/INTERDISCIPLINARY STUD.	101	-	101	-	-	101
31	PARKS,RECREATION & LEISURE STU	259	738	997	-	-	997
32	BASIC SKILLS	2,565	-	2,565	-	-	2,565
33	CITIZENSHIP ACTIVITIES	-	-	-	-	-	-
34	HEALTH-RELATED KNOWLEDGE & SK	-	-	-	-	-	-
35	INTERPERSONAL SKILLS	-	-	-	-	-	-
36	LEISURE AND RECREATIONAL ACTS	-	-	-	-	-	-
37	PERSONAL AWARENESS/SELF IMPROV	-	-	-	-	-	-
38	PHILOSOPHY & RELIGION	287	126	413	-	-	413
39	THEOLOGICAL STUDIES/REL VOCAT	-	-	-	-	-	-
40	PHYSICAL SCIENCES	5,994	792	6,786	312	-	7,098
41	SCIENCE TECHNOLOGIES	-	-	-	-	-	-
42	PSYCHOLOGY	3,048	1,275	4,323	84	-	4,407
43	PROTECTIVE SERVICES	-	-	-	-	-	-
44	PUBLIC ADMIN AND SERVICES	45	462	507	-	-	507
45	SOCIAL SCIENCES & HISTORY	8,581	4,116	12,697	30	-	12,727
46	CONSTRUCTION TRADES	-	-	-	-	-	-
47	MECHANICS AND REPAIRERS	-	-	-	-	-	-
48	PRECISION PRODUCTION TRADES	-	-	-	-	-	-
49	TRANS. & MATERIAL MOVING	441	657	1,098	-	-	1,098
50	VISUAL & PERFORMING ARTS	4,835	2,009	6,844	-	-	6,844
51	HEALTH PROFESSIONS & REL SCI	482	1,255	1,737	-	-	1,737
52	BUSINESS MGT./ADMIN SERVICES	3,853	6,047	9,900	57	-	9,957
Total		58,614	32,892	91,506	1,561	27	93,094
Column Total as % of Inst Total		58.7%	32.9%	91.6%	1.6%	0.0%	93.2%

Source: ADHE 15 Series, r:\books\ssch9899\sum4inst.xls

**Table 14. 1998-99 STUDENT SEMESTER CREDIT HOURS
HENDERSON STATE UNIVERSITY**

CLASSIFICATION OF INSTRUCTIONAL PROGRAMS (CIP)		GRADUATE SSCH								ANNUAL GRAND TOTAL	% OF GRAND TOTAL
		Master's Level	Specialist Level	Doctoral Level	First Prof	On-Camp Grad Subt	Grad Off-Camp	Grad On-line	GRAD TOTAL		
Code	Program Name										
1	AGRICULTURAL BUSINESS & PROD.	-	-	-	-	-	-	-	-	-	-
2	AGRICULTURAL SCIENCES	-	-	-	-	-	-	-	-	-	-
3	CONSERVATION & REN NATURAL RES	-	-	-	-	-	-	-	-	-	-
4	ARCHITECTURE & RELATED PROGRAM	-	-	-	-	-	-	-	-	-	-
5	AREA, ETHNIC & CULTURAL STUDIES	-	-	-	-	-	-	-	-	-	-
8	MARKETING AND DISTRIBUTION	-	-	-	-	-	-	-	-	-	-
9	COMMUNICATIONS	12	-	-	-	12	-	-	-	12	812 0.8%
10	COMMUNICATION TECHNOLOGIES	-	-	-	-	-	-	-	-	-	102 0.1%
11	COMPUTER & INFORMATIONAL SCI.	-	-	-	-	-	-	-	-	-	2,264 2.3%
12	PERSONAL AND MISC. SERVICES	-	-	-	-	-	-	-	-	-	-
13	EDUCATION	4,578	-	-	-	4,578	264	285	-	5,127	20,753 20.8%
14	ENGINEERING	-	-	-	-	-	-	-	-	-	-
15	ENGINEERING-RELATED TECHNOLOGY	-	-	-	-	-	-	-	-	-	-
16	FOREIGN LANGUAGES & LITERATURE	12	-	-	-	12	-	-	-	12	2,496 2.5%
19	HOME ECONOMICS	-	-	-	-	-	-	-	-	-	936 0.9%
20	VOCATIONAL HOME ECONOMICS	-	-	-	-	-	-	-	-	-	-
21	TECH EDUCATION/INDUSTRIAL ARTS	-	-	-	-	-	-	-	-	-	-
22	LAW AND LEGAL STUDIES	-	-	-	-	-	-	-	-	-	-
23	ENGLISH LANGUAGE & LIT/LETTERS	157	-	-	-	157	-	-	-	157	10,013 10.0%
24	LIBERAL ARTS, GENERAL STUDIES	114	-	-	-	114	-	-	-	114	2,625 2.6%
25	LIBRARY SCIENCE	-	-	-	-	-	-	-	-	-	345 0.3%
26	BIOLOGICAL SCI/LIFE SCIENCES	63	-	-	-	63	-	-	-	63	5,843 5.8%
27	MATHEMATICS	30	-	-	-	30	-	-	-	30	3,969 4.0%
28	RESERVE OFFICER'S TRAINING COR	-	-	-	-	-	-	-	-	-	-
29	MILITARY TECHNOLOGIES	-	-	-	-	-	-	-	-	-	-
30	MULTI/INTERDISCIPLINARY STUD.	-	-	-	-	-	-	-	-	-	101 0.1%
31	PARKS, RECREATION & LEISURE STU	-	-	-	-	-	-	-	-	-	997 1.0%
32	BASIC SKILLS	-	-	-	-	-	-	-	-	-	2,565 2.6%
33	CITIZENSHIP ACTIVITIES	-	-	-	-	-	-	-	-	-	-
34	HEALTH-RELATED KNOWLEDGE & SK	-	-	-	-	-	-	-	-	-	-
35	INTERPERSONAL SKILLS	-	-	-	-	-	-	-	-	-	-
36	LEISURE AND RECREATIONAL ACTS	-	-	-	-	-	-	-	-	-	-
37	PERSONAL AWARENESS/SELF IMPROV	-	-	-	-	-	-	-	-	-	-
38	PHILOSOPHY & RELIGION	12	-	-	-	12	-	-	-	12	425 0.4%
39	THEOLOGICAL STUDIES/REL VOCAT	-	-	-	-	-	-	-	-	-	-
40	PHYSICAL SCIENCES	-	-	-	-	-	-	-	-	-	7,098 7.1%
41	SCIENCE TECHNOLOGIES	-	-	-	-	-	-	-	-	-	-
42	PSYCHOLOGY	-	-	-	-	-	-	-	-	-	4,407 4.4%
43	PROTECTIVE SERVICES	-	-	-	-	-	-	-	-	-	-
44	PUBLIC ADMIN AND SERVICES	-	-	-	-	-	-	-	-	-	507 0.5%
45	SOCIAL SCIENCES & HISTORY	564	-	-	-	564	-	-	-	564	13,291 13.3%
46	CONSTRUCTION TRADES	-	-	-	-	-	-	-	-	-	-
47	MECHANICS AND REPAIRERS	-	-	-	-	-	-	-	-	-	-
48	PRECISION PRODUCTION TRADES	-	-	-	-	-	-	-	-	-	-
49	TRANS. & MATERIAL MOVING	-	-	-	-	-	-	-	-	-	1,098 1.1%
50	VISUAL & PERFORMING ARTS	36	-	-	-	36	-	-	-	36	6,880 6.9%
51	HEALTH PROFESSIONS & REL SCI	-	-	-	-	-	-	-	-	-	1,737 1.7%
52	BUSINESS MGT./ADMIN SERVICES	579	-	-	-	579	-	84	-	663	10,620 10.6%
Total		6,157	0	0	0	6,157	264	369	6,790	99,884	100.0%
Column Total as % of Inst Total		6.2%	0.0%	0.0%	0.0%	6.2%	0.3%	0.4%	6.8%	100.0%	

**Table 15. 1998-99 STUDENT SEMESTER CREDIT HOURS
SOUTHERN ARKANSAS UNIVERSITY**

Code	CLASSIFICATION OF INSTRUCTIONAL PROGRAMS (CIP) Program Name	UNDERGRADUATE SSCH					UNDERGRAD TOTAL
		Lower Level	Upper Level	On-Campus UG Subt	UG Off-Campus	UG On-line	
1	AGRICULTURAL BUSINESS & PROD.	129	249	378	-	-	378
2	AGRICULTURAL SCIENCES	582	408	990	-	-	990
3	CONSERVATION & REN NATURAL RES	69	-	69	-	-	69
4	ARCHITECTURE & RELATED PROGRAM	-	-	-	-	-	-
5	AREA, ETHNIC & CULTURAL STUDIES	-	-	-	-	-	-
8	MARKETING AND DISTRIBUTION	-	-	-	-	-	-
9	COMMUNICATIONS	246	306	552	-	-	552
10	COMMUNICATION TECHNOLOGIES	-	-	-	-	-	-
11	COMPUTER & INFORMATIONAL SCI.	1,046	120	1,166	48	-	1,214
12	PERSONAL AND MISC. SERVICES	-	-	-	-	-	-
13	EDUCATION	4,390	5,687	10,077	-	-	10,077
14	ENGINEERING	194	115	309	93	-	402
15	ENGINEERING-RELATED TECHNOLOGY	-	-	-	379	-	379
16	FOREIGN LANGUAGES & LITERATURE	782	163	945	-	-	945
19	HOME ECONOMICS	336	81	417	-	-	417
20	VOCATIONAL HOME ECONOMICS	-	-	-	-	-	-
21	TECH EDUCATION/INDUSTRIAL ARTS	-	-	-	-	-	-
22	LAW AND LEGAL STUDIES	-	-	-	-	-	-
23	ENGLISH LANGUAGE & LIT/LETTERS	8,385	480	8,865	-	-	8,865
24	LIBERAL ARTS, GENERAL STUDIES	-	-	-	-	-	-
25	LIBRARY SCIENCE	-	-	-	-	-	-
26	BIOLOGICAL SCI/LIFE SCIENCES	3,838	1,393	5,231	-	-	5,231
27	MATHEMATICS	5,702	483	6,185	159	-	6,344
28	RESERVE OFFICER'S TRAINING COR	-	-	-	-	-	-
29	MILITARY TECHNOLOGIES	-	-	-	-	-	-
30	MULTI/INTERDISCIPLINARY STUD.	-	-	-	-	-	-
31	PARKS, RECREATION & LEISURE STU	184	63	247	-	-	247
32	BASIC SKILLS	3,565	-	3,565	-	-	3,565
33	CITIZENSHIP ACTIVITIES	-	-	-	-	-	-
34	HEALTH-RELATED KNOWLEDGE & SK	-	-	-	-	-	-
35	INTERPERSONAL SKILLS	-	-	-	-	-	-
36	LEISURE AND RECREATIONAL ACTS	-	-	-	-	-	-
37	PERSONAL AWARENESS/SELF IMPROV	-	-	-	-	-	-
38	PHILOSOPHY & RELIGION	-	-	-	-	-	-
39	THEOLOGICAL STUDIES/REL VOCAT	-	-	-	-	-	-
40	PHYSICAL SCIENCES	2,701	448	3,149	-	-	3,149
41	SCIENCE TECHNOLOGIES	-	-	-	-	-	-
42	PSYCHOLOGY	1,329	2,274	3,603	96	-	3,699
43	PROTECTIVE SERVICES	-	-	-	-	-	-
44	PUBLIC ADMIN AND SERVICES	123	347	470	15	-	485
45	SOCIAL SCIENCES & HISTORY	5,460	1,575	7,035	90	-	7,125
46	CONSTRUCTION TRADES	-	-	-	-	-	-
47	MECHANICS AND REPAIRERS	-	-	-	-	-	-
48	PRECISION PRODUCTION TRADES	-	-	-	-	-	-
49	TRANS. & MATERIAL MOVING	-	-	-	-	-	-
50	VISUAL & PERFORMING ARTS	4,601	643	5,244	-	-	5,244
51	HEALTH PROFESSIONS & REL SCI	2,245	-	2,245	-	-	2,245
52	BUSINESS MGT./ADMIN SERVICES	4,545	4,854	9,399	54	-	9,453
Total		50,452	19,689	70,141	934	0	71,075
Column Total as % of Inst Total		67.7%	26.4%	94.1%	1.3%	0.0%	95.4%

Source: ADHE 15 Series: r:\books\ssch9899\sum4inst.xls

**Table 15. 1998-99 STUDENT SEMESTER CREDIT HOURS
SOUTHERN ARKANSAS UNIVERSITY**

Code	CLASSIFICATION OF INSTRUCTIONAL PROGRAMS (CIP) Program Name	GRADUATE S S C H							GRAD TOTAL	ANNUAL GRAND TOTAL	% OF GRAND TOTAL
		Master's Level	Specialist Level	Doctoral Level	First Prof	On-Camp Grad Subt	Grad Off-Camp	Grad On-line			
1	AGRICULTURAL BUSINESS & PROD.	-	-	-	-	-	-	-	-	378	0.5%
2	AGRICULTURAL SCIENCES	-	-	-	-	-	-	-	-	990	1.3%
3	CONSERVATION & REN NATURAL RES	-	-	-	-	-	-	-	-	69	0.1%
4	ARCHITECTURE & RELATED PROGRAM	-	-	-	-	-	-	-	-	-	-
5	AREA,ETHNIC & CULTURAL STUDIES	-	-	-	-	-	-	-	-	-	-
8	MARKETING AND DISTRIBUTION	-	-	-	-	-	-	-	-	-	-
9	COMMUNICATIONS	-	-	-	-	-	-	-	-	552	0.7%
10	COMMUNICATION TECHNOLOGIES	-	-	-	-	-	-	-	-	-	-
11	COMPUTER & INFORMATIONAL SCI.	-	-	-	-	-	-	-	-	1,214	1.6%
12	PERSONAL AND MISC. SERVICES	-	-	-	-	-	-	-	-	-	-
13	EDUCATION	2,280	-	-	-	2,280	759	-	3,039	13,116	17.6%
14	ENGINEERING	-	-	-	-	-	-	-	-	402	0.5%
15	ENGINEERING-RELATED TECHNOLOGY	-	-	-	-	-	-	-	-	379	0.5%
16	FOREIGN LANGUAGES & LITERATURE	-	-	-	-	-	-	-	-	945	1.3%
19	HOME ECONOMICS	-	-	-	-	-	-	-	-	417	0.6%
20	VOCATIONAL HOME ECONOMICS	-	-	-	-	-	-	-	-	-	-
21	TECH EDUCATION/INDUSTRIAL ARTS	-	-	-	-	-	-	-	-	-	-
22	LAW AND LEGAL STUDIES	-	-	-	-	-	-	-	-	-	-
23	ENGLISH LANGUAGE & LIT/LETTERS	-	-	-	-	-	-	-	-	8,865	11.9%
24	LIBERAL ARTS, GENERAL STUDIES	-	-	-	-	-	-	-	-	-	-
25	LIBRARY SCIENCE	171	-	-	-	171	-	-	171	171	0.2%
26	BIOLOGICAL SCI/LIFE SCIENCES	4	-	-	-	4	-	-	4	5,235	7.0%
27	MATHEMATICS	24	-	-	-	24	-	-	24	6,368	8.5%
28	RESERVE OFFICER'S TRAINING COR	-	-	-	-	-	-	-	-	-	-
29	MILITARY TECHNOLOGIES	-	-	-	-	-	-	-	-	-	-
30	MULTI/INTERDISCIPLINARY STUD.	-	-	-	-	-	-	-	-	-	-
31	PARKS,RECREATION & LEISURE STU	-	-	-	-	-	-	-	-	247	0.3%
32	BASIC SKILLS	-	-	-	-	-	-	-	-	3,565	4.8%
33	CITIZENSHIP ACTIVITIES	-	-	-	-	-	-	-	-	-	-
34	HEALTH-RELATED KNOWLEDGE & SK	-	-	-	-	-	-	-	-	-	-
35	INTERPERSONAL SKILLS	-	-	-	-	-	-	-	-	-	-
36	LEISURE AND RECREATIONAL ACTS	-	-	-	-	-	-	-	-	-	-
37	PERSONAL AWARENESS/SELF IMPROV	-	-	-	-	-	-	-	-	-	-
38	PHILOSOPHY & RELIGION	-	-	-	-	-	-	-	-	-	-
39	THEOLOGICAL STUDIES/REL VOCAT	-	-	-	-	-	-	-	-	-	-
40	PHYSICAL SCIENCES	-	-	-	-	-	-	-	-	3,149	4.2%
41	SCIENCE TECHNOLOGIES	-	-	-	-	-	-	-	-	-	-
42	PSYCHOLOGY	147	-	-	-	147	42	-	189	3,888	5.2%
43	PROTECTIVE SERVICES	-	-	-	-	-	-	-	-	-	-
44	PUBLIC ADMIN AND SERVICES	-	-	-	-	-	-	-	-	485	0.7%
45	SOCIAL SCIENCES & HISTORY	-	-	-	-	-	-	-	-	7,125	9.6%
46	CONSTRUCTION TRADES	-	-	-	-	-	-	-	-	-	-
47	MECHANICS AND REPAIRERS	-	-	-	-	-	-	-	-	-	-
48	PRECISION PRODUCTION TRADES	-	-	-	-	-	-	-	-	-	-
49	TRANS. & MATERIAL MOVING	-	-	-	-	-	-	-	-	-	-
50	VISUAL & PERFORMING ARTS	-	-	-	-	-	-	-	-	5,244	7.0%
51	HEALTH PROFESSIONS & REL SCI	-	-	-	-	-	-	-	-	2,245	3.0%
52	BUSINESS MGT./ADMIN SERVICES	12	-	-	-	12	-	-	12	9,465	12.7%
Total		2,638	0	0	0	2,638	801	0	3,439	74,514	100.0%
Column Total as % of Inst Total		3.5%	0.0%	0.0%	0.0%	3.5%	1.1%	0.0%	4.6%	100.0%	

**Table 16. 1998-99 STUDENT SEMESTER CREDIT HOURS
UNIV OF ARKANSAS, FAYETTEVILLE**

Code	CLASSIFICATION OF INSTRUCTIONAL PROGRAMS (CIP) Program Name	UNDERGRADUATE SSCH					UNDERGRAD TOTAL
		Lower	Upper	On-Campus	UG	UG	
		Level	Level	UG Subt	Off-Campus	On-line	
1	AGRICULTURAL BUSINESS & PROD.	1,591	1,511	3,102	-	-	3,102
2	AGRICULTURAL SCIENCES	1,881	2,538	4,419	-	-	4,419
3	CONSERVATION & REN NATURAL RES	150	147	297	-	-	297
4	ARCHITECTURE & RELATED PROGRAM	4,888	3,759	8,647	126	-	8,773
5	AREA,ETHNIC & CULTURAL STUDIES	7,218	255	7,473	6	-	7,479
8	MARKETING AND DISTRIBUTION	-	-	-	-	-	-
9	COMMUNICATIONS	12,109	4,605	16,714	-	-	16,714
10	COMMUNICATION TECHNOLOGIES	-	-	-	-	-	-
11	COMPUTER & INFORMATIONAL SCI.	8,832	7,156	15,988	-	-	15,988
12	PERSONAL AND MISC. SERVICES	-	-	-	-	-	-
13	EDUCATION	8,916	9,695	18,611	589	1,059	20,259
14	ENGINEERING	7,788	14,530	22,318	6	6	22,330
15	ENGINEERING-RELATED TECHNOLOGY	-	-	-	-	-	-
16	FOREIGN LANGUAGES & LITERATURE	12,803	2,469	15,272	264	-	15,536
19	HOME ECONOMICS	3,259	2,675	5,934	111	39	6,084
20	VOCATIONAL HOME ECONOMICS	-	-	-	-	-	-
21	TECH EDUCATION/INDUSTRIAL ARTS	-	-	-	-	-	-
22	LAW AND LEGAL STUDIES	-	-	-	-	-	-
23	ENGLISH LANGUAGE & LIT/LETTERS	24,660	3,147	27,807	150	-	27,957
24	LIBERAL ARTS, GENERAL STUDIES	1,272	918	2,190	-	-	2,190
25	LIBRARY SCIENCE	-	-	-	-	-	-
26	BIOLOGICAL SCI/LIFE SCIENCES	11,761	2,677	14,438	207	-	14,645
27	MATHEMATICS	25,963	2,881	28,844	6	-	28,850
28	RESERVE OFFICER'S TRAINING COR	180	357	537	-	8	545
29	MILITARY TECHNOLOGIES	-	-	-	-	-	-
30	MULTI/INTERDISCIPLINARY STUD.	337	1,022	1,359	-	-	1,359
31	PARKS,RECREATION & LEISURE STU	424	863	1,287	-	-	1,287
32	BASIC SKILLS	3,914	-	3,914	-	-	3,914
33	CITIZENSHIP ACTIVITIES	-	-	-	-	-	-
34	HEALTH-RELATED KNOWLEDGE & SK	-	-	-	-	-	-
35	INTERPERSONAL SKILLS	-	-	-	-	-	-
36	LEISURE AND RECREATIONAL ACTS	-	-	-	-	-	-
37	PERSONAL AWARENESS/SELF IMPROV	-	-	-	-	-	-
38	PHILOSOPHY & RELIGION	5,757	747	6,504	-	-	6,504
39	THEOLOGICAL STUDIES/REL VOCAT	-	-	-	-	-	-
40	PHYSICAL SCIENCES	25,065	4,333	29,398	132	-	29,530
41	SCIENCE TECHNOLOGIES	-	-	-	-	-	-
42	PSYCHOLOGY	6,015	4,795	10,810	75	-	10,885
43	PROTECTIVE SERVICES	507	1,317	1,824	-	-	1,824
44	PUBLIC ADMIN AND SERVICES	498	3,107	3,605	-	-	3,605
45	SOCIAL SCIENCES & HISTORY	26,234	11,644	37,878	357	-	38,235
46	CONSTRUCTION TRADES	-	-	-	-	-	-
47	MECHANICS AND REPAIRERS	-	-	-	-	-	-
48	PRECISION PRODUCTION TRADES	-	-	-	-	-	-
49	TRANS. & MATERIAL MOVING	-	-	-	-	-	-
50	VISUAL & PERFORMING ARTS	10,881	4,322	15,203	51	-	15,254
51	HEALTH PROFESSIONS & REL SCI	3,125	5,820	8,945	41	-	8,986
52	BUSINESS MGT./ADMIN SERVICES	6,952	21,669	28,621	195	-	28,816
Total		222,980	118,959	341,939	2,316	1,112	345,367
Column Total as % of Inst Total		56.3%	30.0%	86.3%	0.6%	0.3%	87.1%

Source: ADHE 15 Series; r:\bookslssch9899sum4inst.xls

**Table 16. 1998-99 STUDENT SEMESTER CREDIT HOURS
UNIV OF ARKANSAS, FAYETTEVILLE**

Code	CLASSIFICATION OF INSTRUCTIONAL PROGRAMS (CIP) Program Name	GRADUATE SSCH							GRAND TOTAL	ANNUAL GRAND TOTAL	% OF GRAND TOTAL
		Master's Level	Specialist Level	Doctoral Level	First Prof	On-Camp Grad Subt	Grad Off-Camp	Grad On-line			
1	AGRICULTURAL BUSINESS & PROD.	778	-	160	-	938	27	-	965	4,067	1.0%
2	AGRICULTURAL SCIENCES	1,342	-	739	-	2,081	36	-	2,117	6,536	1.6%
3	CONSERVATION & REN NATURAL RES	3	-	-	-	3	-	-	3	300	0.1%
4	ARCHITECTURE & RELATED PROGRAM	-	-	-	-	-	-	-	-	8,773	2.2%
5	AREA, ETHNIC & CULTURAL STUDIES	3	-	-	-	3	-	-	3	7,482	1.9%
8	MARKETING AND DISTRIBUTION	-	-	-	-	-	-	-	-	-	-
9	COMMUNICATIONS	771	-	3	-	774	-	-	774	17,488	4.4%
10	COMMUNICATION TECHNOLOGIES	-	-	-	-	-	-	-	-	-	-
11	COMPUTER & INFORMATIONAL SCI.	904	-	210	-	1,114	18	-	1,132	17,120	4.3%
12	PERSONAL AND MISC. SERVICES	-	-	-	-	-	-	-	-	-	-
13	EDUCATION	8,138	221	2,405	-	10,764	910	270	11,944	32,203	8.1%
14	ENGINEERING	2,503	-	668	-	3,171	42	78	3,291	25,621	6.5%
15	ENGINEERING-RELATED TECHNOLOGY	-	-	-	-	-	-	-	-	-	-
16	FOREIGN LANGUAGES & LITERATURE	535	-	79	-	614	25	-	639	16,175	4.1%
19	HOME ECONOMICS	219	-	25	-	244	-	6	250	6,334	1.6%
20	VOCATIONAL HOME ECONOMICS	-	-	-	-	-	-	-	-	-	-
21	TECH EDUCATION/INDUSTRIAL ARTS	-	-	-	-	-	-	-	-	-	-
22	LAW AND LEGAL STUDIES	190	-	-	10,409	10,599	-	-	10,599	10,599	2.7%
23	ENGLISH LANGUAGE & LIT/LETTERS	1,214	-	501	-	1,715	66	-	1,781	29,738	7.5%
24	LIBERAL ARTS, GENERAL STUDIES	-	-	-	-	-	-	-	-	2,190	0.6%
25	LIBRARY SCIENCE	-	-	-	-	-	-	-	-	-	-
26	BIOLOGICAL SCI/LIFE SCIENCES	764	-	578	-	1,342	-	-	1,342	15,987	4.0%
27	MATHEMATICS	627	-	222	-	849	21	-	870	29,720	7.5%
28	RESERVE OFFICER'S TRAINING COR	-	-	-	-	-	-	-	-	545	0.1%
29	MILITARY TECHNOLOGIES	-	-	-	-	-	-	-	-	-	-
30	MULTI/INTERDISCIPLINARY STUD.	6	-	-	-	6	-	-	6	1,365	0.3%
31	PARKS, RECREATION & LEISURE STU	450	-	217	-	667	-	-	667	1,954	0.5%
32	BASIC SKILLS	-	-	-	-	-	-	-	-	3,914	1.0%
33	CITIZENSHIP ACTIVITIES	-	-	-	-	-	-	-	-	-	-
34	HEALTH-RELATED KNOWLEDGE & SK	-	-	-	-	-	-	-	-	-	-
35	INTERPERSONAL SKILLS	-	-	-	-	-	-	-	-	-	-
36	LEISURE AND RECREATIONAL ACTS	-	-	-	-	-	-	-	-	-	-
37	PERSONAL AWARENESS/SELF IMPROV	-	-	-	-	-	-	-	-	-	-
38	PHILOSOPHY & RELIGION	198	-	122	-	320	-	-	320	6,824	1.7%
39	THEOLOGICAL STUDIES/REL VOCAT	-	-	-	-	-	-	-	-	-	-
40	PHYSICAL SCIENCES	849	-	1,363	-	2,212	8	-	2,220	31,750	8.0%
41	SCIENCE TECHNOLOGIES	-	-	-	-	-	-	-	-	-	-
42	PSYCHOLOGY	104	-	881	-	985	-	-	985	11,870	3.0%
43	PROTECTIVE SERVICES	-	-	-	-	-	-	-	-	1,824	0.5%
44	PUBLIC ADMIN AND SERVICES	54	-	3	-	57	-	-	57	3,662	0.9%
45	SOCIAL SCIENCES & HISTORY	2,583	-	771	-	3,354	105	-	3,459	41,694	10.5%
46	CONSTRUCTION TRADES	-	-	-	-	-	-	-	-	-	-
47	MECHANICS AND REPAIRERS	-	-	-	-	-	-	-	-	-	-
48	PRECISION PRODUCTION TRADES	-	-	-	-	-	-	-	-	-	-
49	TRANS. & MATERIAL MOVING	-	-	-	-	-	-	-	-	-	-
50	VISUAL & PERFORMING ARTS	1,093	-	7	-	1,100	15	-	1,115	16,369	4.1%
51	HEALTH PROFESSIONS & REL SCI	1,379	8	211	-	1,598	404	-	2,002	10,988	2.8%
52	BUSINESS MGT./ADMIN SERVICES	2,366	-	375	6	2,747	1,623	78	4,448	33,264	8.4%
Total		27,073	229	9,540	10,415	47,257	3,300	432	50,989	396,356	100.0%
Column Total as % of Inst Total		6.8%	0.1%	2.4%	2.6%	11.9%	0.8%	0.1%	12.9%	100.0%	

**Table 17. 1998-99 STUDENT SEMESTER CREDIT HOURS
UNIV OF ARKANSAS - LITTLE ROCK**

Code	CLASSIFICATION OF INSTRUCTIONAL PROGRAMS (CIP) Program Name	UNDERGRADUATE SSCH					UNDERGRAD TOTAL
		Lower Level	Upper Level	On-Campus UG Subt	UG Off-Campus	UG On-line	
1	AGRICULTURAL BUSINESS & PROD.	-	-	-	-	-	-
2	AGRICULTURAL SCIENCES	-	-	-	-	-	-
3	CONSERVATION & REN NATURAL RES	-	-	-	-	-	-
4	ARCHITECTURE & RELATED PROGRAM	36	-	36	79	-	115
5	AREA,ETHNIC & CULTURAL STUDIES	204	227	431	-	-	431
8	MARKETING AND DISTRIBUTION	-	-	-	-	-	-
9	COMMUNICATIONS	6,229	3,288	9,517	553	264	10,334
10	COMMUNICATION TECHNOLOGIES	-	-	-	-	-	-
11	COMPUTER & INFORMATIONAL SCI.	4,286	1,663	5,949	-	-	5,949
12	PERSONAL AND MISC. SERVICES	-	-	-	-	-	-
13	EDUCATION	2,445	4,621	7,066	712	-	7,778
14	ENGINEERING	212	-	212	-	-	212
15	ENGINEERING-RELATED TECHNOLOGY	1,644	2,071	3,715	-	-	3,715
16	FOREIGN LANGUAGES & LITERATURE	3,762	773	4,535	327	-	4,862
19	HOME ECONOMICS	-	-	-	-	-	-
20	VOCATIONAL HOME ECONOMICS	-	-	-	-	-	-
21	TECH EDUCATION/INDUSTRIAL ARTS	-	-	-	-	-	-
22	LAW AND LEGAL STUDIES	-	-	-	-	-	-
23	ENGLISH LANGUAGE & LIT/LETTERS	9,948	4,934	14,882	1,266	165	16,313
24	LIBERAL ARTS, GENERAL STUDIES	447	163	610	-	-	610
25	LIBRARY SCIENCE	-	-	-	-	-	-
26	BIOLOGICAL SCI/LIFE SCIENCES	8,781	2,779	11,560	324	-	11,884
27	MATHEMATICS	9,288	904	10,192	309	-	10,501
28	RESERVE OFFICER'S TRAINING COR	5	-	5	42	-	47
29	MILITARY TECHNOLOGIES	-	-	-	-	-	-
30	MULTI/INTERDISCIPLINARY STUD.	204	20	224	-	-	224
31	PARKS,RECREATION & LEISURE STU	-	-	-	-	-	-
32	BASIC SKILLS	7,986	-	7,986	369	-	8,355
33	CITIZENSHIP ACTIVITIES	-	-	-	-	-	-
34	HEALTH-RELATED KNOWLEDGE & SK	-	-	-	-	-	-
35	INTERPERSONAL SKILLS	-	-	-	-	-	-
36	LEISURE AND RECREATIONAL ACTS	1,839	-	1,839	-	-	1,839
37	PERSONAL AWARENESS/SELF IMPROV	1,226	40	1,266	45	-	1,311
38	PHILOSOPHY & RELIGION	2,337	554	2,891	117	-	3,008
39	THEOLOGICAL STUDIES/REL VOCAT	-	-	-	-	-	-
40	PHYSICAL SCIENCES	10,952	1,565	12,517	216	-	12,733
41	SCIENCE TECHNOLOGIES	-	-	-	-	-	-
42	PSYCHOLOGY	4,311	4,060	8,371	2,277	471	11,119
43	PROTECTIVE SERVICES	1,773	1,788	3,561	555	138	4,254
44	PUBLIC ADMIN AND SERVICES	405	890	1,295	51	-	1,346
45	SOCIAL SCIENCES & HISTORY	18,152	4,565	22,717	1,714	1,494	25,925
46	CONSTRUCTION TRADES	-	-	-	-	-	-
47	MECHANICS AND REPAIRERS	-	-	-	-	-	-
48	PRECISION PRODUCTION TRADES	-	-	-	-	-	-
49	TRANS. & MATERIAL MOVING	-	-	-	-	-	-
50	VISUAL & PERFORMING ARTS	8,617	2,653	11,270	472	-	11,742
51	HEALTH PROFESSIONS & REL SCI	4,953	4,220	9,173	1,081	-	10,254
52	BUSINESS MGT./ADMIN SERVICES	11,127	13,439	24,566	-	-	24,566
Total		121,169	55,217	176,386	10,509	2,532	189,427
Column Total as % of Inst Total		53.4%	24.3%	77.8%	4.6%	1.1%	83.5%

Source: ADHE 15 Series; r:\books\ssch9899\sum4\inst.xls

**Table 17. 1998-99 STUDENT SEMESTER CREDIT HOURS
UNIV OF ARKANSAS - LITTLE ROCK**

Code	CLASSIFICATION OF INSTRUCTIONAL PROGRAMS (CIP) Program Name	GRADUATE SSCH							GRAD TOTAL	ANNUAL GRAND TOTAL	% OF GRAND TOTAL
		Master's Level	Specialist Level	Doctoral Level	First Prof	On-Camp Grad Subt	Grad Off-Camp	Grad On-line			
1	AGRICULTURAL BUSINESS & PROD.	-	-	-	-	-	-	-	-	-	
2	AGRICULTURAL SCIENCES	-	-	-	-	-	-	-	-	-	
3	CONSERVATION & REN NATURAL RES	-	-	-	-	-	-	-	-	-	
4	ARCHITECTURE & RELATED PROGRAM	-	-	-	-	-	-	-	115	0.1%	
5	AREA, ETHNIC & CULTURAL STUDIES	-	-	-	-	-	-	-	431	0.2%	
8	MARKETING AND DISTRIBUTION	-	-	-	-	-	-	-	-	-	
9	COMMUNICATIONS	804	-	-	-	804	3	-	807	11,141	4.9%
10	COMMUNICATION TECHNOLOGIES	-	-	-	-	-	-	-	-	-	-
11	COMPUTER & INFORMATIONAL SCI.	237	-	-	-	237	-	-	237	6,186	2.7%
12	PERSONAL AND MISC. SERVICES	-	-	-	-	-	-	-	-	-	-
13	EDUCATION	6,896	-	1,202	-	8,098	1,238	30	9,366	17,144	7.6%
14	ENGINEERING	276	-	-	-	276	-	-	276	488	0.2%
15	ENGINEERING-RELATED TECHNOLOGY	-	-	-	-	-	-	-	-	3,715	1.6%
16	FOREIGN LANGUAGES & LITERATURE	21	-	12	-	33	-	-	33	4,895	2.2%
19	HOME ECONOMICS	-	-	-	-	-	-	-	-	-	-
20	VOCATIONAL HOME ECONOMICS	-	-	-	-	-	-	-	-	-	-
21	TECH EDUCATION/INDUSTRIAL ARTS	-	-	-	22	22	-	-	22	22	0.0%
22	LAW AND LEGAL STUDIES	-	-	-	11,033	11,033	-	-	11,033	11,033	4.9%
23	ENGLISH LANGUAGE & LIT/LETTERS	942	-	-	-	942	-	-	942	17,255	7.6%
24	LIBERAL ARTS, GENERAL STUDIES	18	-	-	-	18	-	-	18	628	0.3%
25	LIBRARY SCIENCE	-	-	-	-	-	-	-	-	-	-
26	BIOLOGICAL SCI/LIFE SCIENCES	21	-	-	-	21	-	-	21	11,905	5.2%
27	MATHEMATICS	417	-	-	-	417	15	-	432	10,933	4.8%
28	RESERVE OFFICER'S TRAINING COR	-	-	-	-	-	-	-	-	47	0.0%
29	MILITARY TECHNOLOGIES	-	-	-	-	-	-	-	-	-	-
30	MULTI/INTERDISCIPLINARY STUD.	-	-	-	-	-	-	-	-	224	0.1%
31	PARKS, RECREATION & LEISURE STU	-	-	-	-	-	-	-	-	-	-
32	BASIC SKILLS	-	-	-	-	-	-	-	-	8,355	3.7%
33	CITIZENSHIP ACTIVITIES	-	-	-	-	-	-	-	-	-	-
34	HEALTH-RELATED KNOWLEDGE & SK	-	-	-	-	-	-	-	-	-	-
35	INTERPERSONAL SKILLS	-	-	-	-	-	-	-	-	-	-
36	LEISURE AND RECREATIONAL ACTS	-	-	-	-	-	-	-	-	1,839	0.8%
37	PERSONAL AWARENESS/SELF IMPROV	-	-	-	-	-	-	-	-	1,311	0.6%
38	PHILOSOPHY & RELIGION	-	-	-	-	-	-	-	-	3,008	1.3%
39	THEOLOGICAL STUDIES/REL VOCAT	-	-	-	-	-	-	-	-	-	-
40	PHYSICAL SCIENCES	550	-	66	-	616	4	-	620	13,353	5.9%
41	SCIENCE TECHNOLOGIES	-	-	-	-	-	-	-	-	-	-
42	PSYCHOLOGY	454	-	-	-	454	39	-	493	11,612	5.1%
43	PROTECTIVE SERVICES	450	-	-	-	450	-	-	450	4,704	2.1%
44	PUBLIC ADMIN AND SERVICES	3,487	-	-	-	3,487	2,097	-	5,584	6,930	3.1%
45	SOCIAL SCIENCES & HISTORY	596	-	-	-	596	30	-	626	26,551	11.7%
46	CONSTRUCTION TRADES	-	-	-	-	-	-	-	-	-	-
47	MECHANICS AND REPAIRERS	-	-	-	-	-	-	-	-	-	-
48	PRECISION PRODUCTION TRADES	-	-	-	-	-	-	-	-	-	-
49	TRANS. & MATERIAL MOVING	-	-	-	-	-	-	-	-	-	-
50	VISUAL & PERFORMING ARTS	210	-	-	-	210	-	-	210	11,952	5.3%
51	HEALTH PROFESSIONS & REL SCI	2,125	-	-	-	2,125	186	-	2,311	12,565	5.5%
52	BUSINESS MGT./ADMIN SERVICES	3,166	-	-	-	3,166	342	357	3,865	28,431	12.5%
Total		20,670	0	1,280	11,055	33,005	3,954	387	37,346	226,773	100.0%
Column Total as % of Inst Total		9.1%	0.0%	0.6%	4.9%	14.6%	1.7%	0.2%	16.5%	100.0%	

**Table 18. 1998-99 STUDENT SEMESTER CREDIT HOURS
UNIV OF ARKANSAS - MONTICELLO**

Code	CLASSIFICATION OF INSTRUCTIONAL PROGRAMS (CIP) Program Name	UNDERGRADUATE SSCH					UNDERGRAD TOTAL
		Lower	Upper	On-Campus	UG	UG	
		Level	Level	UG Subt	Off-Campus	On-line	
1	AGRICULTURAL BUSINESS & PROD.	132	369	501	-	-	501
2	AGRICULTURAL SCIENCES	699	578	1,277	-	56	1,333
3	CONSERVATION & REN NATURAL RES	500	1,012	1,512	-	-	1,512
4	ARCHITECTURE & RELATED PROGRAM	-	-	-	-	-	-
5	AREA,ETHNIC & CULTURAL STUDIES	-	-	-	-	-	-
8	MARKETING AND DISTRIBUTION	-	-	-	-	-	-
9	COMMUNICATIONS	71	36	107	-	-	107
10	COMMUNICATION TECHNOLOGIES	-	-	-	-	-	-
11	COMPUTER & INFORMATIONAL SCI.	-	-	-	-	-	-
12	PERSONAL AND MISC. SERVICES	-	-	-	-	-	-
13	EDUCATION	2,225	3,803	6,028	6	-	6,034
14	ENGINEERING	11	12	23	-	-	23
15	ENGINEERING-RELATED TECHNOLOGY	-	-	-	-	-	-
16	FOREIGN LANGUAGES & LITERATURE	729	27	756	30	-	786
19	HOME ECONOMICS	-	-	-	-	-	-
20	VOCATIONAL HOME ECONOMICS	-	-	-	-	-	-
21	TECH EDUCATION/INDUSTRIAL ARTS	-	-	-	-	-	-
22	LAW AND LEGAL STUDIES	-	-	-	-	-	-
23	ENGLISH LANGUAGE & LIT/LETTERS	6,966	957	7,923	105	-	8,028
24	LIBERAL ARTS, GENERAL STUDIES	-	-	-	-	-	-
25	LIBRARY SCIENCE	-	-	-	-	-	-
26	BIOLOGICAL SCI/LIFE SCIENCES	2,629	789	3,418	18	-	3,436
27	MATHEMATICS	2,645	234	2,879	81	-	2,960
28	RESERVE OFFICER'S TRAINING COR	-	-	-	-	-	-
29	MILITARY TECHNOLOGIES	-	-	-	-	-	-
30	MULTI/INTERDISCIPLINARY STUD.	-	-	-	-	-	-
31	PARKS,RECREATION & LEISURE STU	-	-	-	-	-	-
32	BASIC SKILLS	3,906	-	3,906	36	-	3,942
33	CITIZENSHIP ACTIVITIES	-	-	-	-	-	-
34	HEALTH-RELATED KNOWLEDGE & SK	-	-	-	-	-	-
35	INTERPERSONAL SKILLS	-	-	-	-	-	-
36	LEISURE AND RECREATIONAL ACTS	-	-	-	-	-	-
37	PERSONAL AWARENESS/SELF IMPROV	-	-	-	-	-	-
38	PHILOSOPHY & RELIGION	45	48	93	-	-	93
39	THEOLOGICAL STUDIES/REL VOCAT	-	-	-	-	-	-
40	PHYSICAL SCIENCES	3,350	445	3,795	-	-	3,795
41	SCIENCE TECHNOLOGIES	-	-	-	-	-	-
42	PSYCHOLOGY	2,805	1,369	4,174	36	-	4,210
43	PROTECTIVE SERVICES	-	42	42	-	-	42
44	PUBLIC ADMIN AND SERVICES	315	587	902	-	-	902
45	SOCIAL SCIENCES & HISTORY	4,896	929	5,825	192	-	6,017
46	CONSTRUCTION TRADES	-	-	-	-	-	-
47	MECHANICS AND REPAIRERS	-	-	-	-	-	-
48	PRECISION PRODUCTION TRADES	-	-	-	-	-	-
49	TRANS. & MATERIAL MOVING	-	-	-	-	-	-
50	VISUAL & PERFORMING ARTS	2,210	669	2,879	15	-	2,894
51	HEALTH PROFESSIONS & REL SCI	72	1,201	1,273	-	-	1,273
52	BUSINESS MGT./ADMIN SERVICES	5,061	4,860	9,921	54	-	9,975
Total		39,267	17,967	57,234	573	56	57,863
Column Total as % of Inst Total		65.9%	30.2%	96.1%	1.0%	0.1%	97.1%

Source: ADHE 15 Series; r:\bookstssch9899\sum4inst.xls

**Table 18. 1998-99 STUDENT SEMESTER CREDIT HOURS
UNIV OF ARKANSAS - MONTICELLO**

Code	CLASSIFICATION OF INSTRUCTIONAL PROGRAMS (CIP) Program Name	GRADUATE SSCH							GRAD TOTAL	ANNUAL GRAND TOTAL	% OF GRAND TOTAL
		Master's Level	Specialist Level	Doctoral Level	First Prof	On-Camp Grad Subt	Grad Off-Camp	Grad On-line			
1	AGRICULTURAL BUSINESS & PROD.	-	-	-	-	-	-	-	501	0.8%	
2	AGRICULTURAL SCIENCES	-	-	-	-	-	-	-	1,333	2.2%	
3	CONSERVATION & REN NATURAL RES	221	-	-	-	221	-	221	1,733	2.9%	
4	ARCHITECTURE & RELATED PROGRAM	-	-	-	-	-	-	-	-	-	
5	AREA, ETHNIC & CULTURAL STUDIES	-	-	-	-	-	-	-	-	-	
8	MARKETING AND DISTRIBUTION	-	-	-	-	-	-	-	-	-	
9	COMMUNICATIONS	-	-	-	-	-	-	-	107	0.2%	
10	COMMUNICATION TECHNOLOGIES	-	-	-	-	-	-	-	-	-	
11	COMPUTER & INFORMATIONAL SCI.	-	-	-	-	-	-	-	-	-	
12	PERSONAL AND MISC. SERVICES	-	-	-	-	-	-	-	-	-	
13	EDUCATION	1,224	-	-	-	1,224	60	1,284	7,318	12.3%	
14	ENGINEERING	-	-	-	-	-	-	-	23	0.0%	
15	ENGINEERING-RELATED TECHNOLOGY	-	-	-	-	-	-	-	-	-	
16	FOREIGN LANGUAGES & LITERATURE	-	-	-	-	-	-	-	786	1.3%	
19	HOME ECONOMICS	-	-	-	-	-	-	-	-	-	
20	VOCATIONAL HOME ECONOMICS	-	-	-	-	-	-	-	-	-	
21	TECH EDUCATION/INDUSTRIAL ARTS	-	-	-	-	-	-	-	-	-	
22	LAW AND LEGAL STUDIES	-	-	-	-	-	-	-	-	-	
23	ENGLISH LANGUAGE & LIT/LETTERS	42	-	-	-	42	-	42	8,070	13.5%	
24	LIBERAL ARTS, GENERAL STUDIES	-	-	-	-	-	-	-	-	-	
25	LIBRARY SCIENCE	-	-	-	-	-	-	-	-	-	
26	BIOLOGICAL SCI/LIFE SCIENCES	-	-	-	-	-	9	9	3,445	5.8%	
27	MATHEMATICS	60	-	-	-	60	-	60	3,020	5.1%	
28	RESERVE OFFICER'S TRAINING COR	-	-	-	-	-	-	-	-	-	
29	MILITARY TECHNOLOGIES	-	-	-	-	-	-	-	-	-	
30	MULTI/INTERDISCIPLINARY STUD.	-	-	-	-	-	-	-	-	-	
31	PARKS, RECREATION & LEISURE STU	-	-	-	-	-	-	-	-	-	
32	BASIC SKILLS	-	-	-	-	-	-	-	3,942	6.6%	
33	CITIZENSHIP ACTIVITIES	-	-	-	-	-	-	-	-	-	
34	HEALTH-RELATED KNOWLEDGE & SK	-	-	-	-	-	-	-	-	-	
35	INTERPERSONAL SKILLS	-	-	-	-	-	-	-	-	-	
36	LEISURE AND RECREATIONAL ACTS	-	-	-	-	-	-	-	-	-	
37	PERSONAL AWARENESS/SELF IMPROV	-	-	-	-	-	-	-	-	-	
38	PHILOSOPHY & RELIGION	-	-	-	-	-	-	-	93	0.2%	
39	THEOLOGICAL STUDIES/REL VOCAT	-	-	-	-	-	-	-	-	-	
40	PHYSICAL SCIENCES	-	-	-	-	-	15	15	3,810	6.4%	
41	SCIENCE TECHNOLOGIES	-	-	-	-	-	-	-	-	-	
42	PSYCHOLOGY	-	-	-	-	-	-	-	4,210	7.1%	
43	PROTECTIVE SERVICES	-	-	-	-	-	-	-	42	0.1%	
44	PUBLIC ADMIN AND SERVICES	-	-	-	-	-	-	-	902	1.5%	
45	SOCIAL SCIENCES & HISTORY	24	-	-	-	24	60	84	6,101	10.2%	
46	CONSTRUCTION TRADES	-	-	-	-	-	-	-	-	-	
47	MECHANICS AND REPAIRERS	-	-	-	-	-	-	-	-	-	
48	PRECISION PRODUCTION TRADES	-	-	-	-	-	-	-	-	-	
49	TRANS. & MATERIAL MOVING	-	-	-	-	-	-	-	-	-	
50	VISUAL & PERFORMING ARTS	-	-	-	-	-	-	-	2,894	4.9%	
51	HEALTH PROFESSIONS & REL SCI	-	-	-	-	-	-	-	1,273	2.1%	
52	BUSINESS MGT./ADMIN SERVICES	-	-	-	-	-	-	-	9,975	16.7%	
Total		1,571	0	0	0	1,571	144	0	1,715	59,578	100.0%
Column Total as % of Inst Total		2.6%	0.0%	0.0%	0.0%	2.6%	0.2%	0.0%	2.9%	100.0%	

**Table 19. 1998-99 STUDENT SEMESTER CREDIT HOURS
UNIV OF ARKANSAS FOR MED SCI**

Code	CLASSIFICATION OF INSTRUCTIONAL PROGRAMS (CIP) Program Name	UNDERGRADUATE SSCH					UNDERGRAD TOTAL
		Lower	Upper	On-Campus	UG	UG	
		Level	Level	UG Subt	Off-Campus	On-line	
1	AGRICULTURAL BUSINESS & PROD.	-	-	-	-	-	-
2	AGRICULTURAL SCIENCES	-	-	-	-	-	-
3	CONSERVATION & REN NATURAL RES	-	-	-	-	-	-
4	ARCHITECTURE & RELATED PROGRAM	-	-	-	-	-	-
5	AREA,ETHNIC & CULTURAL STUDIES	-	-	-	-	-	-
8	MARKETING AND DISTRIBUTION	-	-	-	-	-	-
9	COMMUNICATIONS	-	-	-	-	-	-
10	COMMUNICATION TECHNOLOGIES	-	-	-	-	-	-
11	COMPUTER & INFORMATIONAL SCI.	-	-	-	-	-	-
12	PERSONAL AND MISC. SERVICES	-	-	-	-	-	-
13	EDUCATION	-	-	-	-	-	-
14	ENGINEERING	-	-	-	-	-	-
15	ENGINEERING-RELATED TECHNOLOGY	168	-	168	-	-	168
16	FOREIGN LANGUAGES & LITERATURE	-	-	-	-	-	-
19	HOME ECONOMICS	-	-	-	-	-	-
20	VOCATIONAL HOME ECONOMICS	-	-	-	-	-	-
21	TECH EDUCATION/INDUSTRIAL ARTS	-	-	-	-	-	-
22	LAW AND LEGAL STUDIES	-	-	-	-	-	-
23	ENGLISH LANGUAGE & LIT/LETTERS	-	-	-	-	-	-
24	LIBERAL ARTS, GENERAL STUDIES	-	-	-	-	-	-
25	LIBRARY SCIENCE	-	-	-	-	-	-
26	BIOLOGICAL SCI/LIFE SCIENCES	-	-	-	-	-	-
27	MATHEMATICS	-	-	-	-	-	-
28	RESERVE OFFICER'S TRAINING COR	-	-	-	-	-	-
29	MILITARY TECHNOLOGIES	-	-	-	-	-	-
30	MULTI/INTERDISCIPLINARY STUD.	-	-	-	-	-	-
31	PARKS,RECREATION & LEISURE STU	-	-	-	-	-	-
32	BASIC SKILLS	-	-	-	-	-	-
33	CITIZENSHIP ACTIVITIES	-	-	-	-	-	-
34	HEALTH-RELATED KNOWLEDGE & SK	-	-	-	-	-	-
35	INTERPERSONAL SKILLS	-	-	-	-	-	-
36	LEISURE AND RECREATIONAL ACTS	-	-	-	-	-	-
37	PERSONAL AWARENESS/SELF IMPROV	-	-	-	-	-	-
38	PHILOSOPHY & RELIGION	-	-	-	-	-	-
39	THEOLOGICAL STUDIES/REL VOCAT	-	-	-	-	-	-
40	PHYSICAL SCIENCES	-	-	-	-	-	-
41	SCIENCE TECHNOLOGIES	-	-	-	-	-	-
42	PSYCHOLOGY	-	-	-	-	-	-
43	PROTECTIVE SERVICES	-	-	-	-	-	-
44	PUBLIC ADMIN AND SERVICES	-	-	-	-	-	-
45	SOCIAL SCIENCES & HISTORY	-	-	-	-	-	-
46	CONSTRUCTION TRADES	-	-	-	-	-	-
47	MECHANICS AND REPAIRERS	-	-	-	-	-	-
48	PRECISION PRODUCTION TRADES	-	-	-	-	-	-
49	TRANS. & MATERIAL MOVING	-	-	-	-	-	-
50	VISUAL & PERFORMING ARTS	-	-	-	-	-	-
51	HEALTH PROFESSIONS & REL SCI	3,952	10,218	14,170	-	-	14,170
52	BUSINESS MGT./ADMIN SERVICES	-	-	-	-	-	-
Total		4,120	10,218	14,338	0	0	14,338
Column Total as % of Inst Total		7.8%	19.3%	27.1%	0.0%	0.0%	27.1%

Source: ADHE 15 Series: r:\bookslssch9999sum4inst.xls

**Table 19. 1998-99 STUDENT SEMESTER CREDIT HOURS
UNIV OF ARKANSAS FOR MED SCI**

Code	CLASSIFICATION OF INSTRUCTIONAL PROGRAMS (CIP) Program Name	GRADUATE S S C H							GRAD TOTAL	ANNUAL GRAND TOTAL	% OF GRAND TOTAL
		Master's Level	Specialist Level	Doctoral Level	First Prof	On-Camp Grad Subt	Grad Off-Camp	Grad On-line			
1	AGRICULTURAL BUSINESS & PROD.	-	-	-	-	-	-	-	-	-	
2	AGRICULTURAL SCIENCES	-	-	-	-	-	-	-	-	-	
3	CONSERVATION & REN NATURAL RES	-	-	-	-	-	-	-	-	-	
4	ARCHITECTURE & RELATED PROGRAM	-	-	-	-	-	-	-	-	-	
5	AREA,ETHNIC & CULTURAL STUDIES	-	-	-	-	-	-	-	-	-	
8	MARKETING AND DISTRIBUTION	-	-	-	-	-	-	-	-	-	
9	COMMUNICATIONS	-	-	-	-	-	-	-	-	-	
10	COMMUNICATION TECHNOLOGIES	-	-	-	-	-	-	-	-	-	
11	COMPUTER & INFORMATIONAL SCI.	-	-	-	-	-	-	-	-	-	
12	PERSONAL AND MISC. SERVICES	-	-	-	-	-	-	-	-	-	
13	EDUCATION	-	-	-	-	-	-	-	-	-	
14	ENGINEERING	-	-	-	-	-	-	-	-	-	
15	ENGINEERING-RELATED TECHNOLOGY	-	-	-	-	-	-	-	168	0.3%	
16	FOREIGN LANGUAGES & LITERATURE	-	-	-	-	-	-	-	-	-	
19	HOME ECONOMICS	162	-	-	-	162	-	-	162	0.3%	
20	VOCATIONAL HOME ECONOMICS	-	-	-	-	-	-	-	-	-	
21	TECH EDUCATION/INDUSTRIAL ARTS	-	-	-	-	-	-	-	-	-	
22	LAW AND LEGAL STUDIES	-	-	-	-	-	-	-	-	-	
23	ENGLISH LANGUAGE & LIT/LETTERS	-	-	-	-	-	-	-	-	-	
24	LIBERAL ARTS, GENERAL STUDIES	-	-	-	-	-	-	-	-	-	
25	LIBRARY SCIENCE	-	-	-	-	-	-	-	-	-	
26	BIOLOGICAL SCI/LIFE SCIENCES	1,329	-	1,160	7	2,496	-	-	2,496	4.7%	
27	MATHEMATICS	-	-	-	-	-	-	-	-	-	
28	RESERVE OFFICER'S TRAINING COR	-	-	-	-	-	-	-	-	-	
29	MILITARY TECHNOLOGIES	-	-	-	-	-	-	-	-	-	
30	MULTI/INTERDISCIPLINARY STUD.	-	-	-	-	-	-	-	-	-	
31	PARKS,RECREATION & LEISURE STU	-	-	-	-	-	-	-	-	-	
32	BASIC SKILLS	-	-	-	-	-	-	-	-	-	
33	CITIZENSHIP ACTIVITIES	-	-	-	-	-	-	-	-	-	
34	HEALTH-RELATED KNOWLEDGE & SK	-	-	-	-	-	-	-	-	-	
35	INTERPERSONAL SKILLS	-	-	-	-	-	-	-	-	-	
36	LEISURE AND RECREATIONAL ACTS	-	-	-	-	-	-	-	-	-	
37	PERSONAL AWARENESS/SELF IMPROV	-	-	-	-	-	-	-	-	-	
38	PHILOSOPHY & RELIGION	-	-	-	-	-	-	-	-	-	
39	THEOLOGICAL STUDIES/REL VOCAT	-	-	-	-	-	-	-	-	-	
40	PHYSICAL SCIENCES	-	-	-	-	-	-	-	-	-	
41	SCIENCE TECHNOLOGIES	-	-	-	-	-	-	-	-	-	
42	PSYCHOLOGY	-	-	-	-	-	-	-	-	-	
43	PROTECTIVE SERVICES	-	-	-	-	-	-	-	-	-	
44	PUBLIC ADMIN AND SERVICES	-	-	-	-	-	-	-	-	-	
45	SOCIAL SCIENCES & HISTORY	-	-	-	-	-	-	-	-	-	
46	CONSTRUCTION TRADES	-	-	-	-	-	-	-	-	-	
47	MECHANICS AND REPAIRERS	-	-	-	-	-	-	-	-	-	
48	PRECISION PRODUCTION TRADES	-	-	-	-	-	-	-	-	-	
49	TRANS. & MATERIAL MOVING	-	-	-	-	-	-	-	-	-	
50	VISUAL & PERFORMING ARTS	-	-	-	-	-	-	-	-	-	
51	HEALTH PROFESSIONS & REL SCI	4,393	-	116	31,442	35,951	-	-	35,951	50,121	94.7%
52	BUSINESS MGT./ADMIN SERVICES	-	-	-	-	-	-	-	-	-	-
Total		5,884	0	1,276	31,449	38,609	0	0	38,609	52,947	100.0%
Column Total as % of Inst Total		11.1%	0.0%	2.4%	59.4%	72.9%	0.0%	0.0%	72.9%	100.0%	

**Table 20. 1998-99 STUDENT SEMESTER CREDIT HOURS
UNIV OF ARKANSAS - PINE BLUFF**

CLASSIFICATION OF INSTRUCTIONAL PROGRAMS (CIP) Code Program Name		UNDERGRADUATE SSCH					UNDERGRAD TOTAL
		Lower Level	Upper Level	On-Campus UG Subt	UG Off-Campus	UG On-line	
1	AGRICULTURAL BUSINESS & PROD.	146	357	503	-	24	527
2	AGRICULTURAL SCIENCES	297	195	492	-	-	492
3	CONSERVATION & REN NATURAL RES	18	24	42	-	-	42
4	ARCHITECTURE & RELATED PROGRAM	-	-	-	-	-	-
5	AREA,ETHNIC & CULTURAL STUDIES	-	-	-	-	-	-
8	MARKETING AND DISTRIBUTION	-	18	18	-	-	18
9	COMMUNICATIONS	96	606	702	-	-	702
10	COMMUNICATION TECHNOLOGIES	-	-	-	-	-	-
11	COMPUTER & INFORMATIONAL SCI.	1,379	411	1,790	90	-	1,880
12	PERSONAL AND MISC. SERVICES	-	-	-	-	-	-
13	EDUCATION	5,461	3,410	8,871	147	-	9,018
14	ENGINEERING	51	-	51	-	-	51
15	ENGINEERING-RELATED TECHNOLOGY	343	336	679	-	-	679
16	FOREIGN LANGUAGES & LITERATURE	1,161	39	1,200	-	-	1,200
19	HOME ECONOMICS	623	1,070	1,693	-	-	1,693
20	VOCATIONAL HOME ECONOMICS	416	372	788	-	-	788
21	TECH EDUCATION/INDUSTRIAL ARTS	-	-	-	-	-	-
22	LAW AND LEGAL STUDIES	-	-	-	-	-	-
23	ENGLISH LANGUAGE & LIT/LETTERS	8,221	1,806	10,027	174	21	10,222
24	LIBERAL ARTS, GENERAL STUDIES	2,325	-	2,325	42	-	2,367
25	LIBRARY SCIENCE	-	-	-	-	-	-
26	BIOLOGICAL SCI/LIFE SCIENCES	3,905	1,385	5,290	132	-	5,422
27	MATHEMATICS	4,514	514	5,028	81	-	5,109
28	RESERVE OFFICER'S TRAINING COR	372	52	424	-	-	424
29	MILITARY TECHNOLOGIES	-	-	-	-	-	-
30	MULTI/INTERDISCIPLINARY STUD.	-	123	123	-	-	123
31	PARKS,RECREATION & LEISURE STU	-	12	12	-	-	12
32	BASIC SKILLS	8,299	-	8,299	24	-	8,323
33	CITIZENSHIP ACTIVITIES	-	-	-	-	-	-
34	HEALTH-RELATED KNOWLEDGE & SK	-	-	-	-	-	-
35	INTERPERSONAL SKILLS	-	-	-	-	-	-
36	LEISURE AND RECREATIONAL ACTS	-	-	-	-	-	-
37	PERSONAL AWARENESS/SELF IMPROV	2,707	-	2,707	14	-	2,721
38	PHILOSOPHY & RELIGION	114	-	114	-	-	114
39	THEOLOGICAL STUDIES/REL VOCAT	-	-	-	-	-	-
40	PHYSICAL SCIENCES	3,159	757	3,916	38	-	3,954
41	SCIENCE TECHNOLOGIES	-	-	-	-	-	-
42	PSYCHOLOGY	1,692	792	2,484	18	90	2,592
43	PROTECTIVE SERVICES	591	1,509	2,100	-	114	2,214
44	PUBLIC ADMIN AND SERVICES	234	768	1,002	12	-	1,014
45	SOCIAL SCIENCES & HISTORY	6,744	1,614	8,358	165	69	8,592
46	CONSTRUCTION TRADES	-	-	-	-	-	-
47	MECHANICS AND REPAIRERS	-	-	-	-	-	-
48	PRECISION PRODUCTION TRADES	-	-	-	-	-	-
49	TRANS. & MATERIAL MOVING	-	-	-	-	-	-
50	VISUAL & PERFORMING ARTS	4,297	849	5,146	15	-	5,161
51	HEALTH PROFESSIONS & REL SCI	281	446	727	-	-	727
52	BUSINESS MGT./ADMIN SERVICES	3,749	6,015	9,764	109	15	9,888
Total		61,195	23,480	84,675	1,061	333	86,069
Column Total as % of Inst Total		70.1%	26.9%	97.0%	1.2%	0.4%	98.6%

Source: ADHE 15 Series; r1books1ssch9899sum4inst.xls

**Table 20. 1998-99 STUDENT SEMESTER CREDIT HOURS
UNIV OF ARKANSAS - PINE BLUFF**

Code	CLASSIFICATION OF INSTRUCTIONAL PROGRAMS (CIP) Program Name	GRADUATE SSCH							GRAD TOTAL	ANNUAL GRAND TOTAL	% OF GRAND TOTAL
		Master's Level	Specialist Level	Doctoral Level	First Prof	On-Camp Grad Subt	Grad Off-Camp	Grad On-line			
1	AGRICULTURAL BUSINESS & PROD.	206	-	-	-	206	-	-	206	733	0.8%
2	AGRICULTURAL SCIENCES	-	-	-	-	-	-	-	-	492	0.6%
3	CONSERVATION & REN NATURAL RES	-	-	-	-	-	-	-	-	42	0.0%
4	ARCHITECTURE & RELATED PROGRAM	-	-	-	-	-	-	-	-	-	-
5	AREA, ETHNIC & CULTURAL STUDIES	-	-	-	-	-	-	-	-	-	-
8	MARKETING AND DISTRIBUTION	-	-	-	-	-	-	-	-	18	0.0%
9	COMMUNICATIONS	-	-	-	-	-	-	-	-	702	0.8%
10	COMMUNICATION TECHNOLOGIES	-	-	-	-	-	-	-	-	-	-
11	COMPUTER & INFORMATIONAL SCI.	-	-	-	-	-	-	-	-	1,880	2.2%
12	PERSONAL AND MISC. SERVICES	-	-	-	-	-	-	-	-	-	-
13	EDUCATION	741	-	-	-	741	60	-	801	9,819	11.2%
14	ENGINEERING	-	-	-	-	-	-	-	-	51	0.1%
15	ENGINEERING-RELATED TECHNOLOGY	-	-	-	-	-	-	-	-	679	0.8%
16	FOREIGN LANGUAGES & LITERATURE	-	-	-	-	-	-	-	-	1,200	1.4%
19	HOME ECONOMICS	-	-	-	-	-	-	-	-	1,693	1.9%
20	VOCATIONAL HOME ECONOMICS	-	-	-	-	-	-	-	-	788	0.9%
21	TECH EDUCATION/INDUSTRIAL ARTS	-	-	-	-	-	-	-	-	-	-
22	LAW AND LEGAL STUDIES	-	-	-	-	-	-	-	-	-	-
23	ENGLISH LANGUAGE & LIT/LETTERS	69	-	-	-	69	-	-	69	10,291	11.8%
24	LIBERAL ARTS, GENERAL STUDIES	-	-	-	-	-	-	-	-	2,367	2.7%
25	LIBRARY SCIENCE	-	-	-	-	-	-	-	-	-	-
26	BIOLOGICAL SCI/LIFE SCIENCES	33	-	-	-	33	-	-	33	5,455	6.2%
27	MATHEMATICS	54	-	-	-	54	-	-	54	5,163	5.9%
28	RESERVE OFFICER'S TRAINING COR	-	-	-	-	-	-	-	-	424	0.5%
29	MILITARY TECHNOLOGIES	-	-	-	-	-	-	-	-	-	-
30	MULTI/INTERDISCIPLINARY STUD.	-	-	-	-	-	-	-	-	123	0.1%
31	PARKS, RECREATION & LEISURE STU	-	-	-	-	-	-	-	-	12	0.0%
32	BASIC SKILLS	-	-	-	-	-	-	-	-	8,323	9.5%
33	CITIZENSHIP ACTIVITIES	-	-	-	-	-	-	-	-	-	-
34	HEALTH-RELATED KNOWLEDGE & SK	-	-	-	-	-	-	-	-	-	-
35	INTERPERSONAL SKILLS	-	-	-	-	-	-	-	-	-	-
36	LEISURE AND RECREATIONAL ACTS	-	-	-	-	-	-	-	-	-	-
37	PERSONAL AWARENESS/SELF IMPROV	-	-	-	-	-	-	-	-	2,721	3.1%
38	PHILOSOPHY & RELIGION	-	-	-	-	-	-	-	-	114	0.1%
39	THEOLOGICAL STUDIES/REL VOCAT	-	-	-	-	-	-	-	-	-	-
40	PHYSICAL SCIENCES	51	-	-	-	51	-	-	51	4,005	4.6%
41	SCIENCE TECHNOLOGIES	-	-	-	-	-	-	-	-	-	-
42	PSYCHOLOGY	-	-	-	-	-	-	-	-	2,592	3.0%
43	PROTECTIVE SERVICES	-	-	-	-	-	-	-	-	2,214	2.5%
44	PUBLIC ADMIN AND SERVICES	-	-	-	-	-	-	-	-	1,014	1.2%
45	SOCIAL SCIENCES & HISTORY	42	-	-	-	42	-	-	42	8,634	9.9%
46	CONSTRUCTION TRADES	-	-	-	-	-	-	-	-	-	-
47	MECHANICS AND REPAIRERS	-	-	-	-	-	-	-	-	-	-
48	PRECISION PRODUCTION TRADES	-	-	-	-	-	-	-	-	-	-
49	TRANS. & MATERIAL MOVING	-	-	-	-	-	-	-	-	-	-
50	VISUAL & PERFORMING ARTS	-	-	-	-	-	-	-	-	5,161	5.9%
51	HEALTH PROFESSIONS & REL SCI	-	-	-	-	-	-	-	-	727	0.8%
52	BUSINESS MGT./ADMIN SERVICES	-	-	-	-	-	-	-	-	9,888	11.3%
Total		1,196	0	0	0	1,196	60	0	1,256	87,325	100.0%
Column Total as % of Inst Total		1.4%	0.0%	0.0%	0.0%	1.4%	0.1%	0.0%	1.4%	100.0%	

**Table 21. 1998-99 STUDENT SEMESTER CREDIT HOURS
UNIVERSITY OF CENTRAL ARKANSAS**

Code	CLASSIFICATION OF INSTRUCTIONAL PROGRAMS (CIP) Program Name	UNDERGRADUATE SSCH					UNDERGRAD TOTAL
		Lower Level	Upper Level	On-Campus UG Subt	UG Off-Campus	UG On-line	
1	AGRICULTURAL BUSINESS & PROD.	-	-	-	-	-	-
2	AGRICULTURAL SCIENCES	-	-	-	-	-	-
3	CONSERVATION & REN NATURAL RES	-	-	-	-	-	-
4	ARCHITECTURE & RELATED PROGRAM	-	-	-	-	-	-
5	AREA,ETHNIC & CULTURAL STUDIES	-	-	-	-	-	-
8	MARKETING AND DISTRIBUTION	-	-	-	-	-	-
9	COMMUNICATIONS ¹	1,210	542	1,752	-	-	1,752
10	COMMUNICATION TECHNOLOGIES	-	-	-	-	-	-
11	COMPUTER & INFORMATIONAL SCI.	3,424	750	4,174	-	-	4,174
12	PERSONAL AND MISC. SERVICES	-	-	-	-	-	-
13	EDUCATION	15,615	16,442	32,057	138	30	32,225
14	ENGINEERING	-	-	-	-	-	-
15	ENGINEERING-RELATED TECHNOLOGY	-	-	-	-	-	-
16	FOREIGN LANGUAGES & LITERATURE	2,892	411	3,303	-	-	3,303
19	HOME ECONOMICS	3,032	2,653	5,685	-	-	5,685
20	VOCATIONAL HOME ECONOMICS	-	-	-	-	-	-
21	TECH EDUCATION/INDUSTRIAL ARTS	-	-	-	-	-	-
22	LAW AND LEGAL STUDIES	-	-	-	-	-	-
23	ENGLISH LANGUAGE & LIT/LETTERS	24,250	2,958	27,208	-	-	27,208
24	LIBERAL ARTS, GENERAL STUDIES	1,335	889	2,224	-	-	2,224
25	LIBRARY SCIENCE	90	-	90	-	-	90
26	BIOLOGICAL SCI/LIFE SCIENCES	10,652	3,094	13,746	-	-	13,746
27	MATHEMATICS	10,918	1,632	12,550	-	-	12,550
28	RESERVE OFFICER'S TRAINING COR	285	63	348	-	-	348
29	MILITARY TECHNOLOGIES	-	-	-	-	-	-
30	MULTI/INTERDISCIPLINARY STUD.	-	-	-	-	-	-
31	PARKS,RECREATION & LEISURE STU	-	-	-	-	-	-
32	BASIC SKILLS	3,599	-	3,599	-	-	3,599
33	CITIZENSHIP ACTIVITIES	-	-	-	-	-	-
34	HEALTH-RELATED KNOWLEDGE & SK	-	-	-	-	-	-
35	INTERPERSONAL SKILLS	-	-	-	-	-	-
36	LEISURE AND RECREATIONAL ACTS	-	-	-	-	-	-
37	PERSONAL AWARENESS/SELF IMPROV	-	-	-	-	-	-
38	PHILOSOPHY & RELIGION	4,062	429	4,491	-	-	4,491
39	THEOLOGICAL STUDIES/REL VOCAT	-	-	-	-	-	-
40	PHYSICAL SCIENCES	11,585	1,204	12,789	-	-	12,789
41	SCIENCE TECHNOLOGIES	-	-	-	-	-	-
42	PSYCHOLOGY	5,661	3,336	8,997	-	-	8,997
43	PROTECTIVE SERVICES	-	-	-	-	-	-
44	PUBLIC ADMIN AND SERVICES	-	-	-	-	-	-
45	SOCIAL SCIENCES & HISTORY	31,285	7,894	39,179	-	-	39,179
46	CONSTRUCTION TRADES	-	-	-	-	-	-
47	MECHANICS AND REPAIRERS	-	-	-	-	-	-
48	PRECISION PRODUCTION TRADES	-	-	-	-	-	-
49	TRANS. & MATERIAL MOVING	-	-	-	-	-	-
50	VISUAL & PERFORMING ARTS	8,070	2,920	10,990	-	-	10,990
51	HEALTH PROFESSIONS & REL SCI	2,964	10,278	13,242	-	-	13,242
52	BUSINESS MGT./ADMIN SERVICES	6,534	14,181	20,715	-	-	20,715
Total		147,463	69,676	217,139	138	30	217,307
Column Total as % of Inst Total		61.9%	29.3%	91.2%	0.1%	0.0%	91.3%

Source: ADHE 15 Series; r:\bookslssch9899\sum4inst.xls

**Table 21. 1998-99 STUDENT SEMESTER CREDIT HOURS
UNIVERSITY OF CENTRAL ARKANSAS**

Code	CLASSIFICATION OF INSTRUCTIONAL PROGRAMS (CIP) Program Name	GRADUATE SSCH							GRAD TOTAL	ANNUAL GRAND TOTAL	% OF GRAND TOTAL
		Master's Level	Specialist Level	Doctoral Level	First Prof	On-Camp Grad Subt	Grad Off-Camp	Grad On-line			
1	AGRICULTURAL BUSINESS & PROD.	-	-	-	-	-	-	-	-	-	
2	AGRICULTURAL SCIENCES	-	-	-	-	-	-	-	-	-	
3	CONSERVATION & REN NATURAL RES	-	-	-	-	-	-	-	-	-	
4	ARCHITECTURE & RELATED PROGRAM	-	-	-	-	-	-	-	-	-	
5	AREA,ETHNIC & CULTURAL STUDIES	-	-	-	-	-	-	-	-	-	
8	MARKETING AND DISTRIBUTION	-	-	-	-	-	-	-	-	1,752	0.7%
9	COMMUNICATIONS	-	-	-	-	-	-	-	-	-	-
10	COMMUNICATION TECHNOLOGIES	-	-	-	-	-	-	-	-	-	-
11	COMPUTER & INFORMATIONAL SCI.	-	-	-	-	-	-	-	-	4,174	1.8%
12	PERSONAL AND MISC. SERVICES	-	-	-	-	-	-	-	-	-	-
13	EDUCATION	8,418	126	-	-	8,544	165	237	8,946	41,171	17.3%
14	ENGINEERING	-	-	-	-	-	-	-	-	-	-
15	ENGINEERING-RELATED TECHNOLOGY	-	-	-	-	-	-	-	-	-	-
16	FOREIGN LANGUAGES & LITERATURE	6	-	-	-	6	-	-	6	3,309	1.4%
19	HOME ECONOMICS	589	-	-	-	589	-	-	589	6,274	2.6%
20	VOCATIONAL HOME ECONOMICS	-	-	-	-	-	-	-	-	-	-
21	TECH EDUCATION/INDUSTRIAL ARTS	-	-	-	-	-	-	-	-	-	-
22	LAW AND LEGAL STUDIES	-	-	-	-	-	-	-	-	-	-
23	ENGLISH LANGUAGE & LIT/LETTERS	360	-	-	-	360	-	-	360	27,568	11.6%
24	LIBERAL ARTS, GENERAL STUDIES	-	-	-	-	-	-	-	-	2,224	0.9%
25	LIBRARY SCIENCE	1,102	9	-	-	1,111	62	174	1,347	1,437	0.6%
26	BIOLOGICAL SCI/LIFE SCIENCES	226	-	-	-	226	-	-	226	13,972	5.9%
27	MATHEMATICS	267	-	-	-	267	-	-	267	12,817	5.4%
28	RESERVE OFFICER'S TRAINING COR	-	-	-	-	-	-	-	-	348	0.1%
29	MILITARY TECHNOLOGIES	-	-	-	-	-	-	-	-	-	-
30	MULTI/INTERDISCIPLINARY STUD.	-	-	-	-	-	-	-	-	-	-
31	PARKS,RECREATION & LEISURE STU	-	-	-	-	-	-	-	-	-	-
32	BASIC SKILLS	-	-	-	-	-	-	-	-	3,599	1.5%
33	CITIZENSHIP ACTIVITIES	-	-	-	-	-	-	-	-	-	-
34	HEALTH-RELATED KNOWLEDGE & SK	-	-	-	-	-	-	-	-	-	-
35	INTERPERSONAL SKILLS	-	-	-	-	-	-	-	-	-	-
36	LEISURE AND RECREATIONAL ACTS	-	-	-	-	-	-	-	-	-	-
37	PERSONAL AWARENESS/SELF IMPROV	-	-	-	-	-	-	-	-	-	-
38	PHILOSOPHY & RELIGION	3	-	-	-	3	-	-	3	4,494	1.9%
39	THEOLOGICAL STUDIES/REL VOCAT	-	-	-	-	-	-	-	-	-	-
40	PHYSICAL SCIENCES	-	-	-	-	-	-	-	-	12,789	5.4%
41	SCIENCE TECHNOLOGIES	-	-	-	-	-	-	-	-	-	-
42	PSYCHOLOGY	1,458	-	-	-	1,458	-	-	1,458	10,455	4.4%
43	PROTECTIVE SERVICES	-	-	-	-	-	-	-	-	-	-
44	PUBLIC ADMIN AND SERVICES	-	-	-	-	-	-	-	-	-	-
45	SOCIAL SCIENCES & HISTORY	264	-	-	-	264	-	-	264	39,443	16.6%
46	CONSTRUCTION TRADES	-	-	-	-	-	-	-	-	-	-
47	MECHANICS AND REPAIRERS	-	-	-	-	-	-	-	-	-	-
48	PRECISION PRODUCTION TRADES	-	-	-	-	-	-	-	-	-	-
49	TRANS. & MATERIAL MOVING	-	-	-	-	-	-	-	-	-	-
50	VISUAL & PERFORMING ARTS	178	-	-	-	178	-	-	178	11,168	4.7%
51	HEALTH PROFESSIONS & REL SCI	6,221	19	-	-	6,240	27	69	6,336	19,578	8.2%
52	BUSINESS MGT./ADMIN SERVICES	768	-	-	-	768	-	-	768	21,483	9.0%
Total		19,860	154	0	0	20,014	254	480	20,748	238,055	100.0%
Column Total as % of Inst Total		8.3%	0.1%	0.0%	0.0%	8.4%	0.1%	0.2%	8.7%	100.0%	

**Table 22. 1998-99 STUDENT SEMESTER CREDIT HOURS
TOTAL TWO-YEAR INSTITUTIONS**

Code	CLASSIFICATION OF INSTRUCTIONAL PROGRAMS (CIP) Program Name	UNDERGRADUATE SSCH			ANNUAL GRAND TOTAL	% OF GRAND TOTAL
		On-Campus/ In-District	Off-Campus/ Out-of-District	On-line		
1	AGRICULTURAL BUSINESS & PROD.	1,379	-	-	1,379	0.2%
2	AGRICULTURAL SCIENCES	876	-	-	876	0.1%
3	CONSERVATION & REN NATURAL RES	336	-	15	351	0.0%
4	ARCHITECTURE & RELATED PROGRAM	-	-	-	-	-
5	AREA,ETHNIC & CULTURAL STUDIES	618	-	-	618	0.1%
8	MARKETING AND DISTRIBUTION	3,953	-	69	4,022	0.5%
9	COMMUNICATIONS	4,063	27	-	4,090	0.5%
10	COMMUNICATION TECHNOLOGIES	153	-	-	153	0.0%
11	COMPUTER & INFORMATIONAL SCI.	18,581	132	178	18,891	2.4%
12	PERSONAL AND MISC. SERVICES	1,796	-	-	1,796	0.2%
13	EDUCATION	17,056	8	-	17,289	2.2%
14	ENGINEERING	120	-	225	120	0.0%
15	ENGINEERING-RELATED TECHNOLOGY	13,082	563	-	13,645	1.8%
16	FOREIGN LANGUAGES & LITERATURE	6,651	321	78	7,050	0.9%
19	HOME ECONOMICS	1,743	36	96	1,875	0.2%
20	VOCATIONAL HOME ECONOMICS	5,139	51	21	5,211	0.7%
21	TECH EDUCATION/INDUSTRIAL ARTS	90	-	-	90	0.0%
22	LAW AND LEGAL STUDIES	1,692	-	-	1,692	0.2%
23	ENGLISH LANGUAGE & LIT/LETTERS	85,769	3,954	1,512	91,235	11.8%
24	LIBERAL ARTS, GENERAL STUDIES	14,420	1,380	569	16,369	2.1%
25	LIBRARY SCIENCE	-	-	-	-	-
26	BIOLOGICAL SCI/LIFE SCIENCES	39,966	722	48	40,736	5.3%
27	MATHEMATICS	42,831	1,992	598	45,421	5.9%
28	RESERVE OFFICER'S TRAINING COR	-	-	-	-	-
29	MILITARY TECHNOLOGIES	1	-	1	2	0.0%
30	MULTI/INTERDISCIPLINARY STUD.	4,440	12	-	4,452	0.6%
31	PARKS,RECREATION & LEISURE STU	2,921	72	114	3,107	0.4%
32	BASIC SKILLS	95,128	1,514	357	96,999	12.6%
33	CITIZENSHIP ACTIVITIES	-	-	-	-	-
34	HEALTH-RELATED KNOWLEDGE & SK	207	14	75	296	0.0%
35	INTERPERSONAL SKILLS	1,024	-	-	1,024	0.1%
36	LEISURE AND RECREATIONAL ACTS	1,155	17	-	1,172	0.2%
37	PERSONAL AWARENESS/SELF IMPROV	800	-	-	800	0.1%
38	PHILOSOPHY & RELIGION	4,728	138	360	5,226	0.7%
39	THEOLOGICAL STUDIES/REL VOCAT	60	-	-	60	0.0%
40	PHYSICAL SCIENCES	23,017	272	70	23,359	3.0%
41	SCIENCE TECHNOLOGIES	-	-	-	-	-
42	PSYCHOLOGY	25,221	1,233	1,227	27,681	3.6%
43	PROTECTIVE SERVICES	8,333	708	-	9,041	1.2%
44	PUBLIC ADMIN AND SERVICES	39	-	-	39	0.0%
45	SOCIAL SCIENCES & HISTORY	69,863	3,402	3,045	76,310	9.9%
46	CONSTRUCTION TRADES	603	-	-	603	0.1%
47	MECHANICS AND REPAIRERS	24,481	78	9	24,568	3.2%
48	PRECISION PRODUCTION TRADES	17,654	188	-	17,842	2.3%
49	TRANS. & MATERIAL MOVING	4,454	15	-	4,469	0.6%
50	VISUAL & PERFORMING ARTS	24,405	896	315	25,616	3.3%
51	HEALTH PROFESSIONS & REL SCI	56,969	2,986	346	60,301	7.8%
52	BUSINESS MGT./ADMIN SERVICES	113,073	2,085	1,068	116,226	15.1%
Total		738,890	22,816	10,396	772,102	100.0%
Column Total as % of Inst Total		95.7%	3.0%	1.3%	100.0%	

Source: ADHE 15 Series; r:\books\ssch9899\sum2inst.xls

**Table 23. 1998-99 STUDENT SEMESTER CREDIT HOURS
ARKANSAS STATE UNIV - BEEBE**

Code	CLASSIFICATION OF INSTRUCTIONAL PROGRAMS (CIP) Program Name	UNDERGRADUATE SSCH			ANNUAL GRAND TOTAL	% OF GRAND TOTAL
		On-Campus/ In-District	Off-Campus/ Out-of-District	On-line		
1	AGRICULTURAL BUSINESS & PROD.	771	-	-	771	1.3%
2	AGRICULTURAL SCIENCES	456	-	-	456	0.8%
3	CONSERVATION & REN NATURAL RES	-	-	-	-	-
4	ARCHITECTURE & RELATED PROGRAM	-	-	-	-	-
5	AREA,ETHNIC & CULTURAL STUDIES	-	-	-	-	-
8	MARKETING AND DISTRIBUTION	-	-	-	-	-
9	COMMUNICATIONS	-	-	-	-	-
10	COMMUNICATION TECHNOLOGIES	-	-	-	-	-
11	COMPUTER & INFORMATIONAL SCI.	-	-	-	-	-
12	PERSONAL AND MISC. SERVICES	-	-	-	-	-
13	EDUCATION	3,489	-	-	3,489	6.0%
14	ENGINEERING	-	-	-	-	-
15	ENGINEERING-RELATED TECHNOLOGY	2,610	27	-	2,637	4.5%
16	FOREIGN LANGUAGES & LITERATURE	234	129	-	363	0.6%
19	HOME ECONOMICS	-	-	-	-	-
20	VOCATIONAL HOME ECONOMICS	-	-	-	-	-
21	TECH EDUCATION/INDUSTRIAL ARTS	-	-	-	-	-
22	LAW AND LEGAL STUDIES	-	-	-	-	-
23	ENGLISH LANGUAGE & LIT/LETTERS	8,535	1,560	-	10,095	17.3%
24	LIBERAL ARTS, GENERAL STUDIES	-	-	-	-	-
25	LIBRARY SCIENCE	-	-	-	-	-
26	BIOLOGICAL SCI/LIFE SCIENCES	3,440	446	-	3,886	6.7%
27	MATHEMATICS	2,821	723	-	3,544	6.1%
28	RESERVE OFFICER'S TRAINING COR	-	-	-	-	-
29	MILITARY TECHNOLOGIES	-	-	-	-	-
30	MULTI/INTERDISCIPLINARY STUD.	-	-	-	-	-
31	PARKS,RECREATION & LEISURE STU	-	-	-	-	-
32	BASIC SKILLS	6,198	677	-	6,875	11.8%
33	CITIZENSHIP ACTIVITIES	-	-	-	-	-
34	HEALTH-RELATED KNOWLEDGE & SK	-	-	-	-	-
35	INTERPERSONAL SKILLS	-	-	-	-	-
36	LEISURE AND RECREATIONAL ACTS	-	-	-	-	-
37	PERSONAL AWARENESS/SELF IMPROV	-	-	-	-	-
38	PHILOSOPHY & RELIGION	42	-	-	42	0.1%
39	THEOLOGICAL STUDIES/REL VOCAT	-	-	-	-	-
40	PHYSICAL SCIENCES	3,038	176	-	3,214	5.5%
41	SCIENCE TECHNOLOGIES	-	-	-	-	-
42	PSYCHOLOGY	2,706	582	-	3,288	5.6%
43	PROTECTIVE SERVICES	-	-	-	-	-
44	PUBLIC ADMIN AND SERVICES	-	-	-	-	-
45	SOCIAL SCIENCES & HISTORY	7,740	1,290	-	9,030	15.5%
46	CONSTRUCTION TRADES	-	-	-	-	-
47	MECHANICS AND REPAIRERS	-	-	-	-	-
48	PRECISION PRODUCTION TRADES	995	-	-	995	1.7%
49	TRANS. & MATERIAL MOVING	-	-	-	-	-
50	VISUAL & PERFORMING ARTS	2,327	354	-	2,681	4.6%
51	HEALTH PROFESSIONS & REL SCI	317	-	-	317	0.5%
52	BUSINESS MGT./ADMIN SERVICES	5,334	1,239	-	6,573	11.3%
Total		51,053	7,203	0	58,256	100.0%
Column Total as % of Inst Total		87.6%	12.4%	0.0%	100.0%	

Source: ADHE 15 Series; r:\books\ssch9899\sum2inst.xls

**Table 24. 1998-99 STUDENT SEMESTER CREDIT HOURS
ARKANSAS STATE UNIV -MTN HOME**

CLASSIFICATION OF INSTRUCTIONAL PROGRAMS (CIP)		UNDERGRADUATE SSCH			ANNUAL GRAND TOTAL	% OF GRAND TOTAL
		On-Campus/ In-District	Off-Campus/ Out-of-District	On-line		
Code	Program Name					
1	AGRICULTURAL BUSINESS & PROD.	-	-	-	-	-
2	AGRICULTURAL SCIENCES	-	-	-	-	-
3	CONSERVATION & REN NATURAL RES	-	-	-	-	-
4	ARCHITECTURE & RELATED PROGRAM	-	-	-	-	-
5	AREA, ETHNIC & CULTURAL STUDIES	-	-	-	-	-
8	MARKETING AND DISTRIBUTION	-	-	-	-	-
9	COMMUNICATIONS	-	-	-	-	-
10	COMMUNICATION TECHNOLOGIES	-	-	-	-	-
11	COMPUTER & INFORMATIONAL SCI.	1,224	-	-	1,224	6.7%
12	PERSONAL AND MISC. SERVICES	404	-	-	404	2.2%
13	EDUCATION	146	-	-	146	0.8%
14	ENGINEERING	-	-	-	-	-
15	ENGINEERING-RELATED TECHNOLOGY	869	-	-	869	4.7%
16	FOREIGN LANGUAGES & LITERATURE	138	-	-	138	0.8%
19	HOME ECONOMICS	-	-	-	-	-
20	VOCATIONAL HOME ECONOMICS	-	-	-	-	-
21	TECH EDUCATION/INDUSTRIAL ARTS	-	-	-	-	-
22	LAW AND LEGAL STUDIES	-	-	-	-	-
23	ENGLISH LANGUAGE & LIT/LETTERS	2,193	-	-	2,193	11.9%
24	LIBERAL ARTS, GENERAL STUDIES	1,081	-	-	1,081	5.9%
25	LIBRARY SCIENCE	-	-	-	-	-
26	BIOLOGICAL SCI/LIFE SCIENCES	1,434	-	-	1,434	7.8%
27	MATHEMATICS	1,890	-	-	1,890	10.3%
28	RESERVE OFFICER'S TRAINING COR	-	-	-	-	-
29	MILITARY TECHNOLOGIES	-	-	-	-	-
30	MULTI/INTERDISCIPLINARY STUD.	-	-	-	-	-
31	PARKS, RECREATION & LEISURE STU	45	-	-	45	0.2%
32	BASIC SKILLS	912	-	-	912	5.0%
33	CITIZENSHIP ACTIVITIÈS	-	-	-	-	-
34	HEALTH-RELATED KNOWLEDGE & SK	-	-	-	-	-
35	INTERPERSONAL SKILLS	-	-	-	-	-
36	LEISURE AND RECREATIONAL ACTS	-	-	-	-	-
37	PERSONAL AWARENESS/SELF IMPROV	-	-	-	-	-
38	PHILOSOPHY & RELIGION	132	-	-	132	0.7%
39	THEOLOGICAL STUDIES/REL VOCAT	-	-	-	-	-
40	PHYSICAL SCIENCES	421	-	-	421	2.3%
41	SCIENCE TECHNOLOGIES	-	-	-	-	-
42	PSYCHOLOGY	720	-	-	720	3.9%
43	PROTECTIVE SERVICES	576	-	-	576	3.1%
44	PUBLIC ADMIN AND SERVICES	-	-	-	-	-
45	SOCIAL SCIENCES & HISTORY	2,376	-	-	2,376	12.9%
46	CONSTRUCTION TRADES	-	-	-	-	-
47	MECHANICS AND REPAIRERS	-	-	-	-	-
48	PRECISION PRODUCTION TRADES	-	-	-	-	-
49	TRANS. & MATERIAL MOVING	-	-	-	-	-
50	VISUAL & PERFORMING ARTS	110	-	-	110	0.6%
51	HEALTH PROFESSIONS & REL SCI	1,313	-	-	1,313	7.1%
52	BUSINESS MGT./ADMIN SERVICES	2,283	-	108	2,391	13.0%
Total		18,267	0	108	18,375	100.0%
Column Total as % of Inst Total		99.4%	0.0%	0.6%	100.0%	

Source: ADHE 15 Series; r:\books\ssch9899\sum2inst.xls

**Table 25. 1998-99 STUDENT SEMESTER CREDIT HOURS
ARKANSAS STATE UNIV - NEWPORT**

CLASSIFICATION OF INSTRUCTIONAL PROGRAMS (CIP)		UNDERGRADUATE SSCH			ANNUAL GRAND TOTAL	% OF GRAND TOTAL
		On-Campus/ In-District	Off-Campus/ Out-of-District	On-line		
Code	Program Name					
1	AGRICULTURAL BUSINESS & PROD.	-	-	-	-	-
2	AGRICULTURAL SCIENCES	-	-	-	-	-
3	CONSERVATION & REN NATURAL RES	-	-	-	-	-
4	ARCHITECTURE & RELATED PROGRAM	-	-	-	-	-
5	AREA,ETHNIC & CULTURAL STUDIES	-	-	-	-	-
8	MARKETING AND DISTRIBUTION	-	-	-	-	-
9	COMMUNICATIONS	-	-	-	-	-
10	COMMUNICATION TECHNOLOGIES	-	-	-	-	-
11	COMPUTER & INFORMATIONAL SCI.	-	-	-	-	-
12	PERSONAL AND MISC. SERVICES	-	-	-	-	-
13	EDUCATION	307	-	99	406	2.9%
14	ENGINEERING	-	-	-	-	-
15	ENGINEERING-RELATED TECHNOLOGY	-	-	-	-	-
16	FOREIGN LANGUAGES & LITERATURE	93	-	-	93	0.7%
19	HOME ECONOMICS	-	-	-	-	-
20	VOCATIONAL HOME ECONOMICS	-	-	-	-	-
21	TECH EDUCATION/INDUSTRIAL ARTS	-	-	-	-	-
22	LAW AND LEGAL STUDIES	-	-	-	-	-
23	ENGLISH LANGUAGE & LIT/LETTERS	1,923	78	-	2,001	14.2%
24	LIBERAL ARTS, GENERAL STUDIES	-	-	-	-	-
25	LIBRARY SCIENCE	-	-	-	-	-
26	BIOLOGICAL SCI/LIFE SCIENCES	740	-	-	740	5.2%
27	MATHEMATICS	447	-	15	462	3.3%
28	RESERVE OFFICER'S TRAINING COR	-	-	-	-	-
29	MILITARY TECHNOLOGIES	-	-	-	-	-
30	MULTI/INTERDISCIPLINARY STUD.	-	-	-	-	-
31	PARKS,RECREATION & LEISURE STU	-	-	-	-	-
32	BASIC SKILLS	1,593	378	-	1,971	13.9%
33	CITIZENSHIP ACTIVITIES	-	-	-	-	-
34	HEALTH-RELATED KNOWLEDGE & SK	-	-	-	-	-
35	INTERPERSONAL SKILLS	-	-	-	-	-
36	LEISURE AND RECREATIONAL ACTS	-	-	-	-	-
37	PERSONAL AWARENESS/SELF IMPROV	-	-	-	-	-
38	PHILOSOPHY & RELIGION	-	-	-	-	-
39	THEOLOGICAL STUDIES/REL VOCAT	-	-	-	-	-
40	PHYSICAL SCIENCES	616	-	-	616	4.4%
41	SCIENCE TECHNOLOGIES	-	-	-	-	-
42	PSYCHOLOGY	393	156	-	549	3.9%
43	PROTECTIVE SERVICES	-	-	-	-	-
44	PUBLIC ADMIN AND SERVICES	-	-	-	-	-
45	SOCIAL SCIENCES & HISTORY	1,188	78	-	1,266	9.0%
46	CONSTRUCTION TRADES	-	-	-	-	-
47	MECHANICS AND REPAIRERS	196	-	-	196	1.4%
48	PRECISION PRODUCTION TRADES	-	-	-	-	-
49	TRANS. & MATERIAL MOVING	1,925	-	-	1,925	13.6%
50	VISUAL & PERFORMING ARTS	453	120	-	573	4.1%
51	HEALTH PROFESSIONS & REL SCI	926	-	-	926	6.5%
52	BUSINESS MGT./ADMIN SERVICES	2,414	-	-	2,414	17.1%
Total		13,214	810	114	14,138	100.0%
Column Total as % of Inst Total		93.5%	5.7%	0.8%	100.0%	

Source: ADHE 15 Series; r:\books\ssch9899\sum2inst.xls

**Table 26. 1998-99 STUDENT SEMESTER CREDIT HOURS
BLACK RIVER TECHNICAL COLLEGE**

Code	CLASSIFICATION OF INSTRUCTIONAL PROGRAMS (CIP) Program Name	UNDERGRADUATE SSCH			ANNUAL GRAND TOTAL	% OF GRAND TOTAL
		On-Campus/ In-District	Off-Campus/ Out-of-District	On-line		
1	AGRICULTURAL BUSINESS & PROD.	-	-	-	-	-
2	AGRICULTURAL SCIENCES	-	-	-	-	-
3	CONSERVATION & REN NATURAL RES	-	-	-	-	-
4	ARCHITECTURE & RELATED PROGRAM	-	-	-	-	-
5	AREA,ETHNIC & CULTURAL STUDIES	-	-	-	-	-
8	MARKETING AND DISTRIBUTION	-	-	-	-	-
9	COMMUNICATIONS	810	-	-	810	3.0%
10	COMMUNICATION TECHNOLOGIES	153	-	-	153	0.6%
11	COMPUTER & INFORMATIONAL SCI.	2,487	-	-	2,487	9.3%
12	PERSONAL AND MISC. SERVICES	-	-	-	-	-
13	EDUCATION	-	-	-	-	-
14	ENGINEERING	-	-	-	-	-
15	ENGINEERING-RELATED TECHNOLOGY	-	-	-	-	-
16	FOREIGN LANGUAGES & LITERATURE	99	-	-	99	0.4%
19	HOME ECONOMICS	-	-	-	-	-
20	VOCATIONAL HOME ECONOMICS	474	-	-	474	1.8%
21	TECH EDUCATION/INDUSTRIAL ARTS	-	-	-	-	-
22	LAW AND LEGAL STUDIES	-	-	-	-	-
23	ENGLISH LANGUAGE & LIT/LETTERS	2,505	-	-	2,505	9.4%
24	LIBERAL ARTS, GENERAL STUDIES	424	-	-	424	1.6%
25	LIBRARY SCIENCE	-	-	-	-	-
26	BIOLOGICAL SCI/LIFE SCIENCES	924	-	-	924	3.5%
27	MATHEMATICS	876	-	-	876	3.3%
28	RESERVE OFFICER'S TRAINING COR	-	-	-	-	-
29	MILITARY TECHNOLOGIES	-	-	-	-	-
30	MULTI/INTERDISCIPLINARY STUD.	-	-	-	-	-
31	PARKS,RECREATION & LEISURE STU	335	-	-	335	1.3%
32	BASIC SKILLS	2,869	-	-	2,869	10.8%
33	CITIZENSHIP ACTIVITIES	-	-	-	-	-
34	HEALTH-RELATED KNOWLEDGE & SK	-	-	-	-	-
35	INTERPERSONAL SKILLS	-	-	-	-	-
36	LEISURE AND RECREATIONAL ACTS	-	-	-	-	-
37	PERSONAL AWARENESS/SELF IMPROV	-	-	-	-	-
38	PHILOSOPHY & RELIGION	-	-	114	114	0.4%
39	THEOLOGICAL STUDIES/REL VOCAT	-	-	-	-	-
40	PHYSICAL SCIENCES	662	-	-	662	2.5%
41	SCIENCE TECHNOLOGIES	-	-	-	-	-
42	PSYCHOLOGY	738	-	-	738	2.8%
43	PROTECTIVE SERVICES	1,136	-	-	1,136	4.3%
44	PUBLIC ADMIN AND SERVICES	-	-	-	-	-
45	SOCIAL SCIENCES & HISTORY	2,253	-	144	2,397	9.0%
46	CONSTRUCTION TRADES	-	-	-	-	-
47	MECHANICS AND REPAIRERS	2,550	-	-	2,550	9.6%
48	PRECISION PRODUCTION TRADES	865	-	-	865	3.2%
49	TRANS. & MATERIAL MOVING	-	-	-	-	-
50	VISUAL & PERFORMING ARTS	1,251	-	-	1,251	4.7%
51	HEALTH PROFESSIONS & REL SCI	2,580	-	-	2,580	9.7%
52	BUSINESS MGT./ADMIN SERVICES	2,430	-	-	2,430	9.1%
	Total	26,421	0	258	26,679	100.0%
	Column Total as % of Inst Total	99.0%	0.0%	1.0%	100.0%	

Source: ADHE 15 Series; r:\books\ssch9899\sum2inst.xls

**Table 27. 1998-99 STUDENT SEMESTER CREDIT HOURS
COSSATOT TECHNICAL COLLEGE**

CLASSIFICATION OF INSTRUCTIONAL PROGRAMS (CIP)		UNDERGRADUATE SSCH			ANNUAL GRAND TOTAL	% OF GRAND TOTAL
		On-Campus/ In-District	Off-Campus/ Out-of-District	On-line		
Code	Program Name					
1	AGRICULTURAL BUSINESS & PROD.	-	-	-	-	-
2	AGRICULTURAL SCIENCES	-	-	-	-	-
3	CONSERVATION & REN NATURAL RES	-	-	-	-	-
4	ARCHITECTURE & RELATED PROGRAM	-	-	-	-	-
5	AREA,ETHNIC & CULTURAL STUDIES	-	-	-	-	-
8	MARKETING AND DISTRIBUTION	-	-	-	-	-
9	COMMUNICATIONS	-	-	-	-	-
10	COMMUNICATION TECHNOLOGIES	-	-	-	-	-
11	COMPUTER & INFORMATIONAL SCI.	-	-	-	-	-
12	PERSONAL AND MISC. SERVICES	-	-	-	-	-
13	EDUCATION	-	-	-	-	-
14	ENGINEERING	-	-	-	-	-
15	ENGINEERING-RELATED TECHNOLOGY	210	-	-	210	1.3%
16	FOREIGN LANGUAGES & LITERATURE	-	-	-	-	-
19	HOME ECONOMICS	-	-	-	-	-
20	VOCATIONAL HOME ECONOMICS	36	-	-	36	0.2%
21	TECH EDUCATION/INDUSTRIAL ARTS	-	-	-	-	-
22	LAW AND LEGAL STUDIES	-	-	-	-	-
23	ENGLISH LANGUAGE & LIT/LETTERS	-	-	-	-	-
24	LIBERAL ARTS, GENERAL STUDIES	6,699	1,362	479	8,540	54.6%
25	LIBRARY SCIENCE	-	-	-	-	-
26	BIOLOGICAL SCI/LIFE SCIENCES	-	-	-	-	-
27	MATHEMATICS	-	-	-	-	-
28	RESERVE OFFICER'S TRAINING COR	-	-	-	-	-
29	MILITARY TECHNOLOGIES	-	-	-	-	-
30	MULTI/INTERDISCIPLINARY STUD.	-	-	-	-	-
31	PARKS,RECREATION & LEISURE STU	-	-	-	-	-
32	BASIC SKILLS	-	-	-	-	-
33	CITIZENSHIP ACTIVITIES	-	-	-	-	-
34	HEALTH-RELATED KNOWLEDGE & SK	-	-	-	-	-
35	INTERPERSONAL SKILLS	-	-	-	-	-
36	LEISURE AND RECREATIONAL ACTS	-	-	-	-	-
37	PERSONAL AWARENESS/SELF IMPROV	-	-	-	-	-
38	PHILOSOPHY & RELIGION	-	-	-	-	-
39	THEOLOGICAL STUDIES/REL VOCAT	-	-	-	-	-
40	PHYSICAL SCIENCES	-	-	-	-	-
41	SCIENCE TECHNOLOGIES	-	-	-	-	-
42	PSYCHOLOGY	-	-	-	-	-
43	PROTECTIVE SERVICES	-	-	-	-	-
44	PUBLIC ADMIN AND SERVICES	-	-	-	-	-
45	SOCIAL SCIENCES & HISTORY	-	-	-	-	-
46	CONSTRUCTION TRADES	181	-	-	181	1.2%
47	MECHANICS AND REPAIRERS	908	-	-	908	5.8%
48	PRECISION PRODUCTION TRADES	24	-	-	24	0.2%
49	TRANS. & MATERIAL MOVING	327	15	-	342	2.2%
50	VISUAL & PERFORMING ARTS	-	-	-	-	-
51	HEALTH PROFESSIONS & REL SCI	1,467	543	-	2,010	12.9%
52	BUSINESS MGT./ADMIN SERVICES	2,559	735	93	3,387	21.7%
Total		12,411	2,655	572	15,638	100.0%
Column Total as % of Inst Total		79.4%	17.0%	3.7%	100.0%	

Source: ADHE 15 Series; r:\book\ssch9899\sum2inst.xls

**Table 28. 1998-99 STUDENT SEMESTER CREDIT HOURS
EAST ARKANSAS COMMUNITY COLL**

Code	CLASSIFICATION OF INSTRUCTIONAL PROGRAMS (CIP) Program Name	UNDERGRADUATE SSCH			ANNUAL GRAND TOTAL	% OF GRAND TOTAL
		On-Campus/ In-District	Off-Campus/ Out-of-District	On-line		
1	AGRICULTURAL BUSINESS & PROD.	-	-	-	-	-
2	AGRICULTURAL SCIENCES	-	-	-	-	-
3	CONSERVATION & REN NATURAL RES	-	-	-	-	-
4	ARCHITECTURE & RELATED PROGRAM	-	-	-	-	-
5	AREA,ETHNIC & CULTURAL STUDIES	-	-	-	-	-
8	MARKETING AND DISTRIBUTION	-	-	-	-	-
9	COMMUNICATIONS	57	-	-	57	0.2%
10	COMMUNICATION TECHNOLOGIES	-	-	-	-	-
11	COMPUTER & INFORMATIONAL SCI.	-	-	-	-	-
12	PERSONAL AND MISC. SERVICES	-	-	-	-	-
13	EDUCATION	39	-	-	39	0.1%
14	ENGINEERING	-	-	-	-	-
15	ENGINEERING-RELATED TECHNOLOGY	3	-	-	3	0.0%
16	FOREIGN LANGUAGES & LITERATURE	144	-	-	144	0.5%
19	HOME ECONOMICS	-	-	-	-	-
20	VOCATIONAL HOME ECONOMICS	-	-	-	-	-
21	TECH EDUCATION/INDUSTRIAL ARTS	-	-	-	-	-
22	LAW AND LEGAL STUDIES	-	-	-	-	-
23	ENGLISH LANGUAGE & LIT/LETTERS	4,413	-	-	4,413	15.1%
24	LIBERAL ARTS, GENERAL STUDIES	32	-	-	32	0.1%
25	LIBRARY SCIENCE	-	-	-	-	-
26	BIOLOGICAL SCI/LIFE SCIENCES	1,626	-	-	1,626	5.6%
27	MATHEMATICS	1,091	-	-	1,091	3.7%
28	RESERVE OFFICER'S TRAINING COR	-	-	-	-	-
29	MILITARY TECHNOLOGIES	-	-	-	-	-
30	MULTI/INTERDISCIPLINARY STUD.	-	-	-	-	-
31	PARKS,RECREATION & LEISURE STU	593	-	-	593	2.0%
32	BASIC SKILLS	3,345	-	-	3,345	11.5%
33	CITIZENSHIP ACTIVITIES	-	-	-	-	-
34	HEALTH-RELATED KNOWLEDGE & SK	-	-	-	-	-
35	INTERPERSONAL SKILLS	-	-	-	-	-
36	LEISURE AND RECREATIONAL ACTS	-	-	-	-	-
37	PERSONAL AWARENESS/SELF IMPROV	-	-	-	-	-
38	PHILOSOPHY & RELIGION	-	-	-	-	-
39	THEOLOGICAL STUDIES/REL VOCAT	-	-	-	-	-
40	PHYSICAL SCIENCES	972	-	-	972	3.3%
41	SCIENCE TECHNOLOGIES	-	-	-	-	-
42	PSYCHOLOGY	1,317	-	-	1,317	4.5%
43	PROTECTIVE SERVICES	640	-	-	640	2.2%
44	PUBLIC ADMIN AND SERVICES	-	-	-	-	-
45	SOCIAL SCIENCES & HISTORY	3,957	-	-	3,957	13.6%
46	CONSTRUCTION TRADES	-	-	-	-	-
47	MECHANICS AND REPAIRERS	-	-	-	-	-
48	PRECISION PRODUCTION TRADES	405	-	-	405	1.4%
49	TRANS. & MATERIAL MOVING	-	-	-	-	-
50	VISUAL & PERFORMING ARTS	1,430	-	-	1,430	4.9%
51	HEALTH PROFESSIONS & REL SCI	2,011	-	-	2,011	6.9%
52	BUSINESS MGT./ADMIN SERVICES	7,055	-	-	7,055	24.2%
Total		29,130	0	0	29,130	100.0%
Column Total as % of Inst Total		100.0%	0.0%	0.0%	100.0%	

Source: ADHE 15 Series; r:\books\ssch9899\sum2inst.xls

**Table 29. 1998-99 STUDENT SEMESTER CREDIT HOURS
GARLAND COUNTY COMMUNITY COLL**

CLASSIFICATION OF INSTRUCTIONAL PROGRAMS (CIP)		UNDERGRADUATE SSCH			ANNUAL GRAND TOTAL	% OF GRAND TOTAL
		On-Campus/ In-District	Off-Campus/ Out-of-District	On-line		
Code	Program Name					
1	AGRICULTURAL BUSINESS & PROD.	-	-	-	-	-
2	AGRICULTURAL SCIENCES	-	-	-	-	-
3	CONSERVATION & REN NATURAL RES	63	-	-	63	0.2%
4	ARCHITECTURE & RELATED PROGRAM	-	-	-	-	-
5	AREA,ETHNIC & CULTURAL STUDIES	-	-	-	-	-
8	MARKETING AND DISTRIBUTION	-	-	-	-	-
9	COMMUNICATIONS	83	-	-	83	0.2%
10	COMMUNICATION TECHNOLOGIES	-	-	-	-	-
11	COMPUTER & INFORMATIONAL SCI.	-	-	-	-	-
12	PERSONAL AND MISC. SERVICES	-	-	-	-	-
13	EDUCATION	2,408	-	126	2,534	6.7%
14	ENGINEERING	-	-	-	-	-
15	ENGINEERING-RELATED TECHNOLOGY	240	-	-	240	0.6%
16	FOREIGN LANGUAGES & LITERATURE	696	-	-	696	1.8%
19	HOME ECONOMICS	-	-	-	-	-
20	VOCATIONAL HOME ECONOMICS	-	-	-	-	-
21	TECH EDUCATION/INDUSTRIAL ARTS	-	-	-	-	-
22	LAW AND LEGAL STUDIES	-	-	-	-	-
23	ENGLISH LANGUAGE & LIT/LETTERS	4,161	-	-	4,161	11.0%
24	LIBERAL ARTS, GENERAL STUDIES	51	-	-	51	0.1%
25	LIBRARY SCIENCE	-	-	-	-	-
26	BIOLOGICAL SCI/LIFE SCIENCES	2,500	-	-	2,500	6.6%
27	MATHEMATICS	1,578	-	-	1,578	4.2%
28	RESERVE OFFICER'S TRAINING COR	-	-	-	-	-
29	MILITARY TECHNOLOGIES	-	-	-	-	-
30	MULTI/INTERDISCIPLINARY STUD.	-	-	-	-	-
31	PARKS,RECREATION & LEISURE STU	-	-	-	-	-
32	BASIC SKILLS	4,695	-	-	4,695	12.4%
33	CITIZENSHIP ACTIVITIES	-	-	-	-	-
34	HEALTH-RELATED KNOWLEDGE & SK	-	-	-	-	-
35	INTERPERSONAL SKILLS	-	-	-	-	-
36	LEISURE AND RECREATIONAL ACTS	-	-	-	-	-
37	PERSONAL AWARENESS/SELF IMPROV	-	-	-	-	-
38	PHILOSOPHY & RELIGION	789	-	-	789	2.1%
39	THEOLOGICAL STUDIES/REL VOCAT	-	-	-	-	-
40	PHYSICAL SCIENCES	1,416	-	-	1,416	3.7%
41	SCIENCE TECHNOLOGIES	-	-	-	-	-
42	PSYCHOLOGY	1,095	-	168	1,263	3.3%
43	PROTECTIVE SERVICES	624	-	-	624	1.6%
44	PUBLIC ADMIN AND SERVICES	-	-	-	-	-
45	SOCIAL SCIENCES & HISTORY	3,303	684	252	4,239	11.2%
46	CONSTRUCTION TRADES	-	-	-	-	-
47	MECHANICS AND REPAIRERS	-	-	-	-	-
48	PRECISION PRODUCTION TRADES	480	-	-	480	1.3%
49	TRANS. & MATERIAL MOVING	-	-	-	-	-
50	VISUAL & PERFORMING ARTS	1,467	171	-	1,638	4.3%
51	HEALTH PROFESSIONS & REL SCI	4,467	-	87	4,554	12.0%
52	BUSINESS MGT./ADMIN SERVICES	6,255	-	123	6,378	16.8%
Total		36,371	855	756	37,982	100.0%
Column Total as % of Inst Total		95.8%	2.3%	2.0%	100.0%	

Source: ADHE 15 Series; r:\book\ssch9899\sum2inst.xls

**Table 30. 1998-99 STUDENT SEMESTER CREDIT HOURS
MID-SOUTH COMMUNITY COLLEGE**

CLASSIFICATION OF INSTRUCTIONAL PROGRAMS (CIP)		UNDERGRADUATE SSCH			ANNUAL GRAND TOTAL	% OF GRAND TOTAL
		On-Campus/ In-District	Off-Campus/ Out-of-District	On-line		
Code	Program Name					
1	AGRICULTURAL BUSINESS & PROD.	-	-	-	-	-
2	AGRICULTURAL SCIENCES	-	-	-	-	-
3	CONSERVATION & REN NATURAL RES	-	-	-	-	-
4	ARCHITECTURE & RELATED PROGRAM	-	-	-	-	-
5	AREA,ETHNIC & CULTURAL STUDIES	-	-	-	-	-
8	MARKETING AND DISTRIBUTION	-	-	-	-	-
9	COMMUNICATIONS	57	-	-	57	0.3%
10	COMMUNICATION TECHNOLOGIES	-	-	-	-	-
11	COMPUTER & INFORMATIONAL SCI.	3,231	-	-	3,231	16.7%
12	PERSONAL AND MISC. SERVICES	-	-	-	-	-
13	EDUCATION	108	-	-	108	0.6%
14	ENGINEERING	-	-	-	-	-
15	ENGINEERING-RELATED TECHNOLOGY	75	-	-	75	0.4%
16	FOREIGN LANGUAGES & LITERATURE	32	-	-	32	0.2%
19	HOME ECONOMICS	-	-	-	-	-
20	VOCATIONAL HOME ECONOMICS	702	-	-	702	3.6%
21	TECH EDUCATION/INDUSTRIAL ARTS	-	-	-	-	-
22	LAW AND LEGAL STUDIES	-	-	-	-	-
23	ENGLISH LANGUAGE & LIT/LETTERS	1,935	-	-	1,935	10.0%
24	LIBERAL ARTS, GENERAL STUDIES	360	-	-	360	1.9%
25	LIBRARY SCIENCE	-	-	-	-	-
26	BIOLOGICAL SCI/LIFE SCIENCES	576	-	-	576	3.0%
27	MATHEMATICS	573	-	-	573	3.0%
28	RESERVE OFFICER'S TRAINING COR	-	-	-	-	-
29	MILITARY TECHNOLOGIES	-	-	-	-	-
30	MULTI/INTERDISCIPLINARY STUD.	471	-	-	471	2.4%
31	PARKS,RECREATION & LEISURE STU	339	-	-	339	1.7%
32	BASIC SKILLS	3,480	-	-	3,480	18.0%
33	CITIZENSHIP ACTIVITIES	-	-	-	-	-
34	HEALTH-RELATED KNOWLEDGE & SK	-	-	-	-	-
35	INTERPERSONAL SKILLS	36	-	-	36	0.2%
36	LEISURE AND RECREATIONAL ACTS	-	-	-	-	-
37	PERSONAL AWARENESS/SELF IMPROV	800	-	-	800	4.1%
38	PHILOSOPHY & RELIGION	87	-	-	87	0.4%
39	THEOLOGICAL STUDIES/REL VOCAT	-	-	-	-	-
40	PHYSICAL SCIENCES	352	-	-	352	1.8%
41	SCIENCE TECHNOLOGIES	-	-	-	-	-
42	PSYCHOLOGY	522	-	-	522	2.7%
43	PROTECTIVE SERVICES	315	-	-	315	1.6%
44	PUBLIC ADMIN AND SERVICES	-	-	-	-	-
45	SOCIAL SCIENCES & HISTORY	1,770	-	-	1,770	9.1%
46	CONSTRUCTION TRADES	-	-	-	-	-
47	MECHANICS AND REPAIRERS	-	-	-	-	-
48	PRECISION PRODUCTION TRADES	-	-	-	-	-
49	TRANS. & MATERIAL MOVING	731	-	-	731	3.8%
50	VISUAL & PERFORMING ARTS	655	-	-	655	3.4%
51	HEALTH PROFESSIONS & REL SCI	789	-	-	789	4.1%
52	BUSINESS MGT./ADMIN SERVICES	1,387	-	-	1,387	7.2%
Total		19,383	0	0	19,383	100.0%
Column Total as % of Inst Total		100.0%	0.0%	0.0%	100.0%	

Source: ADHE 15 Series; r:\books\ssch9899\sum2inst.xls

**Table 31. 1998-99 STUDENT SEMESTER CREDIT HOURS
MISSISSIPPI COUNTY COMM COLL**

CLASSIFICATION OF INSTRUCTIONAL PROGRAMS (CIP)		UNDERGRADUATE SSCH			ANNUAL GRAND TOTAL	% OF GRAND TOTAL
		On-Campus/ In-District	Off-Campus/ Out-of-District	On-line		
Code	Program Name					
1	AGRICULTURAL BUSINESS & PROD.	237	-	-	237	0.6%
2	AGRICULTURAL SCIENCES	-	-	-	-	-
3	CONSERVATION & REN NATURAL RES	-	-	-	-	-
4	ARCHITECTURE & RELATED PROGRAM	-	-	-	-	-
5	AREA, ETHNIC & CULTURAL STUDIES	-	-	-	-	-
8	MARKETING AND DISTRIBUTION	-	-	-	-	-
9	COMMUNICATIONS	-	-	-	-	-
10	COMMUNICATION TECHNOLOGIES	-	-	-	-	-
11	COMPUTER & INFORMATIONAL SCI.	-	-	-	-	-
12	PERSONAL AND MISC. SERVICES	-	-	-	-	-
13	EDUCATION	1,458	-	-	1,458	3.8%
14	ENGINEERING	-	-	-	-	-
15	ENGINEERING-RELATED TECHNOLOGY	1,914	-	-	1,914	5.0%
16	FOREIGN LANGUAGES & LITERATURE	165	-	-	165	0.4%
19	HOME ECONOMICS	-	-	-	-	-
20	VOCATIONAL HOME ECONOMICS	-	-	-	-	-
21	TECH EDUCATION/INDUSTRIAL ARTS	-	-	-	-	-
22	LAW AND LEGAL STUDIES	-	-	-	-	-
23	ENGLISH LANGUAGE & LIT/LETTERS	5,964	-	-	5,964	15.6%
24	LIBERAL ARTS, GENERAL STUDIES	-	-	-	-	-
25	LIBRARY SCIENCE	-	-	-	-	-
26	BIOLOGICAL SCI/LIFE SCIENCES	2,051	-	-	2,051	5.4%
27	MATHEMATICS	2,415	-	-	2,415	6.3%
28	RESERVE OFFICER'S TRAINING COR	-	-	-	-	-
29	MILITARY TECHNOLOGIES	-	-	-	-	-
30	MULTI/INTERDISCIPLINARY STUD.	-	-	-	-	-
31	PARKS, RECREATION & LEISURE STU	-	-	-	-	-
32	BASIC SKILLS	4,958	-	-	4,958	12.9%
33	CITIZENSHIP ACTIVITIES	-	-	-	-	-
34	HEALTH-RELATED KNOWLEDGE & SK	-	-	-	-	-
35	INTERPERSONAL SKILLS	-	-	-	-	-
36	LEISURE AND RECREATIONAL ACTS	-	-	-	-	-
37	PERSONAL AWARENESS/SELF IMPROV	-	-	-	-	-
38	PHILOSOPHY & RELIGION	-	-	-	-	-
39	THEOLOGICAL STUDIES/REL VOCAT	-	-	-	-	-
40	PHYSICAL SCIENCES	1,072	-	-	1,072	2.8%
41	SCIENCE TECHNOLOGIES	-	-	-	-	-
42	PSYCHOLOGY	1,833	-	-	1,833	4.8%
43	PROTECTIVE SERVICES	813	-	-	813	2.1%
44	PUBLIC ADMIN AND SERVICES	-	-	-	-	-
45	SOCIAL SCIENCES & HISTORY	4,614	-	-	4,614	12.0%
46	CONSTRUCTION TRADES	-	-	-	-	-
47	MECHANICS AND REPAIRERS	-	-	-	-	-
48	PRECISION PRODUCTION TRADES	-	-	-	-	-
49	TRANS. & MATERIAL MOVING	-	-	-	-	-
50	VISUAL & PERFORMING ARTS	1,711	-	-	1,711	4.5%
51	HEALTH PROFESSIONS & REL SCI	976	-	-	976	2.5%
52	BUSINESS MGT./ADMIN SERVICES	8,131	-	-	8,131	21.2%
Total		38,312	0	0	38,312	100.0%
Column Total as % of Inst Total		100.0%	0.0%	0.0%	100.0%	

Source: ADHE 15 Series; r:\books\ssch9899\sum2inst.xls

**Table 32. 1998-99 STUDENT SEMESTER CREDIT HOURS
NORTH ARKANSAS COLLEGE**

Code	CLASSIFICATION OF INSTRUCTIONAL PROGRAMS (CIP) Program Name	UNDERGRADUATE SSCH			ANNUAL GRAND TOTAL	% OF GRAND TOTAL
		On-Campus/ In-District	Off-Campus/ Out-of-District	On-line		
		1	AGRICULTURAL BUSINESS & PROD.	40		
2	AGRICULTURAL SCIENCES	248	-	-	248	0.6%
3	CONSERVATION & REN NATURAL RES	-	-	-	-	-
4	ARCHITECTURE & RELATED PROGRAM	-	-	-	-	-
5	AREA, ETHNIC & CULTURAL STUDIES	-	-	-	-	-
8	MARKETING AND DISTRIBUTION	-	-	-	-	-
9	COMMUNICATIONS	63	-	-	63	0.2%
10	COMMUNICATION TECHNOLOGIES	-	-	-	-	-
11	COMPUTER & INFORMATIONAL SCI.	-	-	-	-	-
12	PERSONAL AND MISC. SERVICES	-	-	-	-	-
13	EDUCATION	478	-	-	478	1.2%
14	ENGINEERING	-	-	-	-	-
15	ENGINEERING-RELATED TECHNOLOGY	967	-	-	967	2.3%
16	FOREIGN LANGUAGES & LITERATURE	371	-	66	437	1.1%
19	HOME ECONOMICS	-	-	-	-	-
20	VOCATIONAL HOME ECONOMICS	36	-	-	36	0.1%
21	TECH EDUCATION/INDUSTRIAL ARTS	-	-	-	-	-
22	LAW AND LEGAL STUDIES	-	-	-	-	-
23	ENGLISH LANGUAGE & LIT/LETTERS	3,840	-	522	4,362	10.6%
24	LIBERAL ARTS, GENERAL STUDIES	-	-	-	-	-
25	LIBRARY SCIENCE	-	-	-	-	-
26	BIOLOGICAL SCI/LIFE SCIENCES	2,213	-	-	2,213	5.4%
27	MATHEMATICS	2,831	-	186	3,017	7.3%
28	RESERVE OFFICER'S TRAINING COR	-	-	-	-	-
29	MILITARY TECHNOLOGIES	-	-	-	-	-
30	MULTI/INTERDISCIPLINARY STUD.	-	-	-	-	-
31	PARKS, RECREATION & LEISURE STU	296	-	-	296	0.7%
32	BASIC SKILLS	3,490	-	-	3,490	8.5%
33	CITIZENSHIP ACTIVITIES	-	-	-	-	-
34	HEALTH-RELATED KNOWLEDGE & SK	207	-	75	282	0.7%
35	INTERPERSONAL SKILLS	-	-	-	-	-
36	LEISURE AND RECREATIONAL ACTS	432	-	-	432	1.0%
37	PERSONAL AWARENESS/SELF IMPROV	-	-	-	-	-
38	PHILOSOPHY & RELIGION	762	-	78	840	2.0%
39	THEOLOGICAL STUDIES/REL VOCAT	-	-	-	-	-
40	PHYSICAL SCIENCES	1,050	-	-	1,050	2.6%
41	SCIENCE TECHNOLOGIES	-	-	-	-	-
42	PSYCHOLOGY	828	-	459	1,287	3.1%
43	PROTECTIVE SERVICES	288	-	-	288	0.7%
44	PUBLIC ADMIN AND SERVICES	-	-	-	-	-
45	SOCIAL SCIENCES & HISTORY	2,829	-	525	3,354	8.1%
46	CONSTRUCTION TRADES	251	-	-	251	0.6%
47	MECHANICS AND REPAIRERS	1,261	-	-	1,261	3.1%
48	PRECISION PRODUCTION TRADES	1,037	-	-	1,037	2.5%
49	TRANS. & MATERIAL MOVING	606	-	-	606	1.5%
50	VISUAL & PERFORMING ARTS	1,192	-	225	1,417	3.4%
51	HEALTH PROFESSIONS & REL SCI	5,067	-	-	5,067	12.3%
52	BUSINESS MGT./ADMIN SERVICES	8,224	-	117	8,341	20.3%
Total		38,907	0	2,253	41,160	100.0%
Column Total as % of Inst Total		94.5%	0.0%	5.5%	100.0%	

Source: ADHE 15 Series; r:\books\ssch9899\sum2inst.xls

**Table 33. 1998-99 STUDENT SEMESTER CREDIT HOURS
NORTHWEST ARKANSAS COMM COLL**

CLASSIFICATION OF INSTRUCTIONAL PROGRAMS (CIP)		UNDERGRADUATE SSCH			ANNUAL GRAND TOTAL	% OF GRAND TOTAL
		On-Campus/ In-District	Off-Campus/ Out-of-District	On-line		
Code	Program Name					
1	AGRICULTURAL BUSINESS & PROD.	18	-	-	18	0.0%
2	AGRICULTURAL SCIENCES	-	-	-	-	-
3	CONSERVATION & REN NATURAL RES	-	-	-	-	-
4	ARCHITECTURE & RELATED PROGRAM	-	-	-	-	-
5	AREA,ETHNIC & CULTURAL STUDIES	-	-	-	-	-
8	MARKETING AND DISTRIBUTION	-	-	-	-	-
9	COMMUNICATIONS	96	-	-	96	0.2%
10	COMMUNICATION TECHNOLOGIES	-	-	-	-	-
11	COMPUTER & INFORMATIONAL SCI.	4,246	-	-	4,246	6.9%
12	PERSONAL AND MISC. SERVICES	-	-	-	-	-
13	EDUCATION	827	1	-	828	1.3%
14	ENGINEERING	-	-	-	-	-
15	ENGINEERING-RELATED TECHNOLOGY	351	14	-	365	0.6%
16	FOREIGN LANGUAGES & LITERATURE	1,101	-	-	1,101	1.8%
19	HOME ECONOMICS	-	-	-	-	-
20	VOCATIONAL HOME ECONOMICS	149	-	-	149	0.2%
21	TECH EDUCATION/INDUSTRIAL ARTS	-	-	-	-	-
22	LAW AND LEGAL STUDIES	-	-	-	-	-
23	ENGLISH LANGUAGE & LIT/LETTERS	8,853	903	48	9,804	15.8%
24	LIBERAL ARTS, GENERAL STUDIES	311	18	-	329	0.5%
25	LIBRARY SCIENCE	-	-	-	-	-
26	BIOLOGICAL SCI/LIFE SCIENCES	5,002	88	-	5,090	8.2%
27	MATHEMATICS	5,759	735	-	6,494	10.5%
28	RESERVE OFFICER'S TRAINING COR	-	-	-	-	-
29	MILITARY TECHNOLOGIES	1	-	1	2	0.0%
30	MULTI/INTERDISCIPLINARY STUD.	-	-	-	-	-
31	PARKS,RECREATION & LEISURE STU	-	-	-	-	-
32	BASIC SKILLS	6,476	-	222	6,698	10.8%
33	CITIZENSHIP ACTIVITIES	-	-	-	-	-
34	HEALTH-RELATED KNOWLEDGE & SK	-	-	-	-	-
35	INTERPERSONAL SKILLS	-	-	-	-	-
36	LEISURE AND RECREATIONAL ACTS	-	-	-	-	-
37	PERSONAL AWARENESS/SELF IMPROV	-	-	-	-	-
38	PHILOSOPHY & RELIGION	714	138	-	852	1.4%
39	THEOLOGICAL STUDIES/REL VOCAT	-	-	-	-	-
40	PHYSICAL SCIENCES	2,368	-	-	2,368	3.8%
41	SCIENCE TECHNOLOGIES	-	-	-	-	-
42	PSYCHOLOGY	2,586	159	102	2,847	4.6%
43	PROTECTIVE SERVICES	753	-	-	753	1.2%
44	PUBLIC ADMIN AND SERVICES	-	-	-	-	-
45	SOCIAL SCIENCES & HISTORY	5,468	765	111	6,344	10.2%
46	CONSTRUCTION TRADES	-	-	-	-	-
47	MECHANICS AND REPAIRERS	-	-	-	-	-
48	PRECISION PRODUCTION TRADES	228	-	-	228	0.4%
49	TRANS. & MATERIAL MOVING	-	-	-	-	-
50	VISUAL & PERFORMING ARTS	3,150	-	-	3,150	5.1%
51	HEALTH PROFESSIONS & REL SCI	3,774	3	-	3,777	6.1%
52	BUSINESS MGT./ADMIN SERVICES	6,391	-	-	6,391	10.3%
Total		58,622	2,824	484	61,930	100.0%
Column Total as % of Inst Total		94.7%	4.6%	0.8%	100.0%	

Source: ADHE 15 Series; r:\books\ssch9899\sum2inst.xls

**Table 34. 1998-99 STUDENT SEMESTER CREDIT HOURS
OUACHITA TECHNICAL COLLEGE**

CLASSIFICATION OF INSTRUCTIONAL PROGRAMS (CIP)		UNDERGRADUATE SSCH			ANNUAL GRAND TOTAL	% OF GRAND TOTAL
		On-Campus/ In-District	Off-Campus/ Out-of-District	On-line		
Code	Program Name					
1	AGRICULTURAL BUSINESS & PROD.	-	-	-	-	-
2	AGRICULTURAL SCIENCES	-	-	-	-	-
3	CONSERVATION & REN NATURAL RES	219	-	15	234	1.5%
4	ARCHITECTURE & RELATED PROGRAM	-	-	-	-	-
5	AREA,ETHNIC & CULTURAL STUDIES	-	-	-	-	-
8	MARKETING AND DISTRIBUTION	-	-	-	-	-
9	COMMUNICATIONS	-	-	-	-	-
10	COMMUNICATION TECHNOLOGIES	-	-	-	-	-
11	COMPUTER & INFORMATIONAL SCI.	2,239	108	90	2,437	15.9%
12	PERSONAL AND MISC. SERVICES	-	-	-	-	-
13	EDUCATION	-	-	-	-	-
14	ENGINEERING	-	-	-	-	-
15	ENGINEERING-RELATED TECHNOLOGY	70	-	-	70	0.5%
16	FOREIGN LANGUAGES & LITERATURE	-	-	-	-	-
19	HOME ECONOMICS	-	-	-	-	-
20	VOCATIONAL HOME ECONOMICS	180	-	-	180	1.2%
21	TECH EDUCATION/INDUSTRIAL ARTS	-	-	-	-	-
22	LAW AND LEGAL STUDIES	-	-	-	-	-
23	ENGLISH LANGUAGE & LIT/LETTERS	1,479	453	93	2,025	13.2%
24	LIBERAL ARTS, GENERAL STUDIES	126	-	-	126	0.8%
25	LIBRARY SCIENCE	-	-	-	-	-
26	BIOLOGICAL SCI/LIFE SCIENCES	384	-	-	384	2.5%
27	MATHEMATICS	561	93	-	654	4.3%
28	RESERVE OFFICER'S TRAINING COR	-	-	-	-	-
29	MILITARY TECHNOLOGIES	-	-	-	-	-
30	MULTI/INTERDISCIPLINARY STUD.	-	-	-	-	-
31	PARKS,RECREATION & LEISURE STU	40	-	-	40	0.3%
32	BASIC SKILLS	3,075	276	-	3,351	21.8%
33	CITIZENSHIP ACTIVITIES	-	-	-	-	-
34	HEALTH-RELATED KNOWLEDGE & SK	-	-	-	-	-
35	INTERPERSONAL SKILLS	-	-	-	-	-
36	LEISURE AND RECREATIONAL ACTS	-	-	-	-	-
37	PERSONAL AWARENESS/SELF IMPROV	-	-	-	-	-
38	PHILOSOPHY & RELIGION	81	-	33	114	0.7%
39	THEOLOGICAL STUDIES/REL VOCAT	-	-	-	-	-
40	PHYSICAL SCIENCES	303	-	30	333	2.2%
41	SCIENCE TECHNOLOGIES	-	-	-	-	-
42	PSYCHOLOGY	585	24	87	696	4.5%
43	PROTECTIVE SERVICES	-	-	-	-	-
44	PUBLIC ADMIN AND SERVICES	-	-	-	-	-
45	SOCIAL SCIENCES & HISTORY	1,218	-	27	1,245	8.1%
46	CONSTRUCTION TRADES	96	-	-	96	0.6%
47	MECHANICS AND REPAIRERS	703	78	-	781	5.1%
48	PRECISION PRODUCTION TRADES	264	-	-	264	1.7%
49	TRANS. & MATERIAL MOVING	-	-	-	-	-
50	VISUAL & PERFORMING ARTS	-	-	-	-	-
51	HEALTH PROFESSIONS & REL SCI	926	306	-	1,232	8.0%
52	BUSINESS MGT./ADMIN SERVICES	1,071	-	15	1,086	7.1%
Total		13,620	1,338	390	15,348	100.0%
Column Total as % of Inst Total		88.7%	8.7%	2.5%	100.0%	

Source: ADHE 15 Series; r:\book\ssch9899\sum2inst.xls

**Table 35. 1998-99 STUDENT SEMESTER CREDIT HOURS
OZARKA COLLEGE**

CLASSIFICATION OF INSTRUCTIONAL PROGRAMS (CIP)		UNDERGRADUATE SSCH			ANNUAL GRAND TOTAL	% OF GRAND TOTAL
		On-Campus/ In-District	Off-Campus/ Out-of-District	On-line		
Code	Program Name					
1	AGRICULTURAL BUSINESS & PROD.	-	-	-	-	-
2	AGRICULTURAL SCIENCES	-	-	-	-	-
3	CONSERVATION & REN NATURAL RES	-	-	-	-	-
4	ARCHITECTURE & RELATED PROGRAM	-	-	-	-	-
5	AREA, ETHNIC & CULTURAL STUDIES	-	-	-	-	-
8	MARKETING AND DISTRIBUTION	-	-	-	-	-
9	COMMUNICATIONS	50	-	-	50	0.3%
10	COMMUNICATION TECHNOLOGIES	-	-	-	-	-
11	COMPUTER & INFORMATIONAL SCI.	-	-	-	-	-
12	PERSONAL AND MISC. SERVICES	146	-	-	146	0.9%
13	EDUCATION	-	-	-	-	-
14	ENGINEERING	-	-	-	-	-
15	ENGINEERING-RELATED TECHNOLOGY	-	-	-	-	-
16	FOREIGN LANGUAGES & LITERATURE	102	90	-	192	1.2%
19	HOME ECONOMICS	96	-	-	96	0.6%
20	VOCATIONAL HOME ECONOMICS	-	-	-	-	-
21	TECH EDUCATION/INDUSTRIAL ARTS	-	-	-	-	-
22	LAW AND LEGAL STUDIES	-	-	-	-	-
23	ENGLISH LANGUAGE & LIT/LETTERS	1,638	447	-	2,085	13.2%
24	LIBERAL ARTS, GENERAL STUDIES	-	-	-	-	-
25	LIBRARY SCIENCE	-	-	-	-	-
26	BIOLOGICAL SCI/LIFE SCIENCES	908	44	-	952	6.0%
27	MATHEMATICS	961	246	-	1,207	7.6%
28	RESERVE OFFICER'S TRAINING COR	-	-	-	-	-
29	MILITARY TECHNOLOGIES	-	-	-	-	-
30	MULTI/INTERDISCIPLINARY STUD.	-	-	-	-	-
31	PARKS, RECREATION & LEISURE STU	204	42	-	246	1.6%
32	BASIC SKILLS	1,398	-	-	1,398	8.8%
33	CITIZENSHIP ACTIVITIES	-	-	-	-	-
34	HEALTH-RELATED KNOWLEDGE & SK	-	-	-	-	-
35	INTERPERSONAL SKILLS	-	-	-	-	-
36	LEISURE AND RECREATIONAL ACTS	-	-	-	-	-
37	PERSONAL AWARENESS/SELF IMPROV	-	-	-	-	-
38	PHILOSOPHY & RELIGION	-	-	-	-	-
39	THEOLOGICAL STUDIES/REL VOCAT	-	-	-	-	-
40	PHYSICAL SCIENCES	390	56	-	446	2.8%
41	SCIENCE TECHNOLOGIES	-	-	-	-	-
42	PSYCHOLOGY	387	276	24	687	4.3%
43	PROTECTIVE SERVICES	9	-	-	9	0.1%
44	PUBLIC ADMIN AND SERVICES	-	-	-	-	-
45	SOCIAL SCIENCES & HISTORY	1,128	225	810	2,163	13.7%
46	CONSTRUCTION TRADES	-	-	-	-	-
47	MECHANICS AND REPAIRERS	490	-	-	490	3.1%
48	PRECISION PRODUCTION TRADES	-	-	-	-	-
49	TRANS. & MATERIAL MOVING	-	-	-	-	-
50	VISUAL & PERFORMING ARTS	333	104	-	437	2.8%
51	HEALTH PROFESSIONS & REL SCI	2,269	207	60	2,536	16.1%
52	BUSINESS MGT./ADMIN SERVICES	2,619	39	-	2,658	16.8%
Total		13,128	1,776	894	15,798	100.0%
Column Total as % of Inst Total		83.1%	11.2%	5.7%	100.0%	

Source: ADHE 15 Series; r:\books\ssch9899\sum2inst.xls

**Table 36. 1998-99 STUDENT SEMESTER CREDIT HOURS
PETIT JEAN COLLEGE**

CLASSIFICATION OF INSTRUCTIONAL PROGRAMS (CIP)		UNDERGRADUATE SSCH			ANNUAL GRAND TOTAL	% OF GRAND TOTAL
		On-Campus/ In-District	Off-Campus/ Out-of-District	On-line		
Code	Program Name					
1	AGRICULTURAL BUSINESS & PROD.	313	-	-	313	1.3%
2	AGRICULTURAL SCIENCES	-	-	-	-	-
3	CONSERVATION & REN NATURAL RES	-	-	-	-	-
4	ARCHITECTURE & RELATED PROGRAM	-	-	-	-	-
5	AREA,ETHNIC & CULTURAL STUDIES	618	-	-	618	2.6%
8	MARKETING AND DISTRIBUTION	609	-	-	609	2.6%
9	COMMUNICATIONS	-	-	-	-	-
10	COMMUNICATION TECHNOLOGIES	-	-	-	-	-
11	COMPUTER & INFORMATIONAL SCI.	-	-	-	-	-
12	PERSONAL AND MISC. SERVICES	-	-	-	-	-
13	EDUCATION	108	-	-	108	0.5%
14	ENGINEERING	-	-	-	-	-
15	ENGINEERING-RELATED TECHNOLOGY	383	-	-	383	1.6%
16	FOREIGN LANGUAGES & LITERATURE	264	-	-	264	1.1%
19	HOME ECONOMICS	357	-	-	357	1.5%
20	VOCATIONAL HOME ECONOMICS	316	-	-	316	1.3%
21	TECH EDUCATION/INDUSTRIAL ARTS	-	-	-	-	-
22	LAW AND LEGAL STUDIES	-	-	-	-	-
23	ENGLISH LANGUAGE & LIT/LETTERS	2,994	-	-	2,994	12.6%
24	LIBERAL ARTS, GENERAL STUDIES	-	-	-	-	-
25	LIBRARY SCIENCE	-	-	-	-	-
26	BIOLOGICAL SCI/LIFE SCIENCES	884	-	-	884	3.7%
27	MATHEMATICS	816	-	-	816	3.4%
28	RESERVE OFFICER'S TRAINING COR	-	-	-	-	-
29	MILITARY TECHNOLOGIES	-	-	-	-	-
30	MULTI/INTERDISCIPLINARY STUD.	-	-	-	-	-
31	PARKS,RECREATION & LEISURE STU	-	-	-	-	-
32	BASIC SKILLS	4,278	18	-	4,296	18.0%
33	CITIZENSHIP ACTIVITIES	-	-	-	-	-
34	HEALTH-RELATED KNOWLEDGE & SK	-	14	-	14	0.1%
35	INTERPERSONAL SKILLS	988	-	-	988	4.1%
36	LEISURE AND RECREATIONAL ACTS	303	17	-	320	1.3%
37	PERSONAL AWARENESS/SELF IMPROV	-	-	-	-	-
38	PHILOSOPHY & RELIGION	36	-	-	36	0.2%
39	THEOLOGICAL STUDIES/REL VOCAT	-	-	-	-	-
40	PHYSICAL SCIENCES	284	-	-	284	1.2%
41	SCIENCE TECHNOLOGIES	-	-	-	-	-
42	PSYCHOLOGY	585	-	-	585	2.5%
43	PROTECTIVE SERVICES	-	-	-	-	-
44	PUBLIC ADMIN AND SERVICES	-	-	-	-	-
45	SOCIAL SCIENCES & HISTORY	1,335	-	-	1,335	5.6%
46	CONSTRUCTION TRADES	-	-	-	-	-
47	MECHANICS AND REPAIRERS	968	-	-	968	4.1%
48	PRECISION PRODUCTION TRADES	1,493	-	-	1,493	6.3%
49	TRANS. & MATERIAL MOVING	-	-	-	-	-
50	VISUAL & PERFORMING ARTS	186	-	-	186	0.8%
51	HEALTH PROFESSIONS & REL SCI	1,142	524	-	1,666	7.0%
52	BUSINESS MGT./ADMIN SERVICES	4,016	-	-	4,016	16.8%
Total		23,276	573	0	23,849	100.0%
Column Total as % of Inst Total		97.6%	2.4%	0.0%	100.0%	

Source: ADHE 15 Series; r:\books\ssch9899\sum2inst.xls

**Table 37. 1998-99 STUDENT SEMESTER CREDIT HOURS
PHILLIPS COMMUNITY COLLEGE /UA**

CLASSIFICATION OF INSTRUCTIONAL PROGRAMS (CIP)		UNDERGRADUATE SSCH			ANNUAL GRAND TOTAL	% OF GRAND TOTAL
		On-Campus/ In-District	Off-Campus/ Out-of-District	On-line		
Code	Program Name					
1	AGRICULTURAL BUSINESS & PROD.	-	-	-	-	-
2	AGRICULTURAL SCIENCES	-	-	-	-	-
3	CONSERVATION & REN NATURAL RES	-	-	-	-	-
4	ARCHITECTURE & RELATED PROGRAM	-	-	-	-	-
5	AREA,ETHNIC & CULTURAL STUDIES	-	-	-	-	-
8	MARKETING AND DISTRIBUTION	892	-	30	922	2.4%
9	COMMUNICATIONS	-	-	-	-	-
10	COMMUNICATION TECHNOLOGIES	-	-	-	-	-
11	COMPUTER & INFORMATIONAL SCI.	-	-	-	-	-
12	PERSONAL AND MISC. SERVICES	896	-	-	896	2.4%
13	EDUCATION	1,327	-	-	1,327	3.5%
14	ENGINEERING	-	-	-	-	-
15	ENGINEERING-RELATED TECHNOLOGY	-	-	-	-	-
16	FOREIGN LANGUAGES & LITERATURE	423	-	12	435	1.2%
19	HOME ECONOMICS	-	-	-	-	-
20	VOCATIONAL HOME ECONOMICS	936	-	21	957	2.5%
21	TECH EDUCATION/INDUSTRIAL ARTS	-	-	-	-	-
22	LAW AND LEGAL STUDIES	-	-	-	-	-
23	ENGLISH LANGUAGE & LIT/LETTERS	3,463	-	96	3,559	9.4%
24	LIBERAL ARTS, GENERAL STUDIES	-	-	-	-	-
25	LIBRARY SCIENCE	-	-	-	-	-
26	BIOLOGICAL SCI/LIFE SCIENCES	1,912	-	-	1,912	5.1%
27	MATHEMATICS	1,224	-	57	1,281	3.4%
28	RESERVE OFFICER'S TRAINING COR	-	-	-	-	-
29	MILITARY TECHNOLOGIES	-	-	-	-	-
30	MULTI/INTERDISCIPLINARY STUD.	-	-	-	-	-
31	PARKS,RECREATION & LEISURE STU	-	-	-	-	-
32	BASIC SKILLS	7,562	-	54	7,616	20.2%
33	CITIZENSHIP ACTIVITIES	-	-	-	-	-
34	HEALTH-RELATED KNOWLEDGE & SK	-	-	-	-	-
35	INTERPERSONAL SKILLS	-	-	-	-	-
36	LEISURE AND RECREATIONAL ACTS	-	-	-	-	-
37	PERSONAL AWARENESS/SELF IMPROV	-	-	-	-	-
38	PHILOSOPHY & RELIGION	-	-	-	-	-
39	THEOLOGICAL STUDIES/REL VOCAT	-	-	-	-	-
40	PHYSICAL SCIENCES	751	-	-	751	2.0%
41	SCIENCE TECHNOLOGIES	-	-	-	-	-
42	PSYCHOLOGY	1,119	-	186	1,305	3.5%
43	PROTECTIVE SERVICES	34	-	-	34	0.1%
44	PUBLIC ADMIN AND SERVICES	-	-	-	-	-
45	SOCIAL SCIENCES & HISTORY	2,991	-	144	3,135	8.3%
46	CONSTRUCTION TRADES	-	-	-	-	-
47	MECHANICS AND REPAIRERS	460	-	-	460	1.2%
48	PRECISION PRODUCTION TRADES	1,360	116	-	1,476	3.9%
49	TRANS. & MATERIAL MOVING	172	-	-	172	0.5%
50	VISUAL & PERFORMING ARTS	536	-	18	554	1.5%
51	HEALTH PROFESSIONS & REL SCI	2,575	-	82	2,657	7.0%
52	BUSINESS MGT./ADMIN SERVICES	8,103	-	225	8,328	22.0%
Total		36,736	116	925	37,777	100.0%
Column Total as % of Inst Total		97.2%	0.3%	2.4%	100.0%	

Source: ADHE 15 Series; r:\books\ssch9899\sum2inst.xls

**Table 38. 1998-99 STUDENT SEMESTER CREDIT HOURS
PULASKI TECHNICAL COLLEGE**

Code	CLASSIFICATION OF INSTRUCTIONAL PROGRAMS (CIP) Program Name	UNDERGRADUATE SSCH			ANNUAL GRAND TOTAL	% OF GRAND TOTAL
		On-Campus/ In-District	Off-Campus/ Out-of-District	On-line		
1	AGRICULTURAL BUSINESS & PROD.	-	-	-	-	-
2	AGRICULTURAL SCIENCES	-	-	-	-	-
3	CONSERVATION & REN NATURAL RES	-	-	-	-	-
4	ARCHITECTURE & RELATED PROGRAM	-	-	-	-	-
5	AREA,ETHNIC & CULTURAL STUDIES	-	-	-	-	-
8	MARKETING AND DISTRIBUTION	-	-	-	-	-
9	COMMUNICATIONS	2,664	-	-	2,664	3.6%
10	COMMUNICATION TECHNOLOGIES	-	-	-	-	-
11	COMPUTER & INFORMATIONAL SCI.	-	-	-	-	-
12	PERSONAL AND MISC. SERVICES	-	-	-	-	-
13	EDUCATION	294	-	-	294	0.4%
14	ENGINEERING	-	-	-	-	-
15	ENGINEERING-RELATED TECHNOLOGY	719	-	-	719	1.0%
16	FOREIGN LANGUAGES & LITERATURE	414	-	-	414	0.6%
19	HOME ECONOMICS	402	-	-	402	0.5%
20	VOCATIONAL HOME ECONOMICS	1,779	-	-	1,779	2.4%
21	TECH EDUCATION/INDUSTRIAL ARTS	-	-	-	-	-
22	LAW AND LEGAL STUDIES	507	-	-	507	0.7%
23	ENGLISH LANGUAGE & LIT/LETTERS	6,021	-	-	6,021	8.2%
24	LIBERAL ARTS, GENERAL STUDIES	-	-	-	-	-
25	LIBRARY SCIENCE	-	-	-	-	-
26	BIOLOGICAL SCI/LIFE SCIENCES	1,488	-	-	1,488	2.0%
27	MATHEMATICS	3,741	-	-	3,741	5.1%
28	RESERVE OFFICER'S TRAINING COR	-	-	-	-	-
29	MILITARY TECHNOLOGIES	-	-	-	-	-
30	MULTI/INTERDISCIPLINARY STUD.	3,324	-	-	3,324	4.5%
31	PARKS,RECREATION & LEISURE STU	-	-	-	-	-
32	BASIC SKILLS	12,471	-	-	12,471	17.0%
33	CITIZENSHIP ACTIVITIES	-	-	-	-	-
34	HEALTH-RELATED KNOWLEDGE & SK	-	-	-	-	-
35	INTERPERSONAL SKILLS	-	-	-	-	-
36	LEISURE AND RECREATIONAL ACTS	-	-	-	-	-
37	PERSONAL AWARENESS/SELF IMPROV	-	-	-	-	-
38	PHILOSOPHY & RELIGION	453	-	-	453	0.6%
39	THEOLOGICAL STUDIES/REL VOCAT	-	-	-	-	-
40	PHYSICAL SCIENCES	636	-	-	636	0.9%
41	SCIENCE TECHNOLOGIES	-	-	-	-	-
42	PSYCHOLOGY	1,623	-	-	1,623	2.2%
43	PROTECTIVE SERVICES	-	-	-	-	-
44	PUBLIC ADMIN AND SERVICES	-	-	-	-	-
45	SOCIAL SCIENCES & HISTORY	7,335	-	-	7,335	10.0%
46	CONSTRUCTION TRADES	-	-	-	-	-
47	MECHANICS AND REPAIRERS	7,567	-	-	7,567	10.3%
48	PRECISION PRODUCTION TRADES	3,508	-	-	3,508	4.8%
49	TRANS. & MATERIAL MOVING	-	-	-	-	-
50	VISUAL & PERFORMING ARTS	1,416	-	-	1,416	1.9%
51	HEALTH PROFESSIONS & REL SCI	4,068	-	-	4,068	5.5%
52	BUSINESS MGT./ADMIN SERVICES	12,951	-	-	12,951	17.6%
	Total	73,381	0	0	73,381	100.0%
	Column Total as % of Inst Total	100.0%	0.0%	0.0%	100.0%	

Source: ADHE 15 Series; r:\books\ssch9899\sum2inst.xls

**Table 39. 1998-99 STUDENT SEMESTER CREDIT HOURS
RICH MOUNTAIN COMMUNITY COLL**

CLASSIFICATION OF INSTRUCTIONAL PROGRAMS (CIP)		UNDERGRADUATE SSCH			ANNUAL GRAND TOTAL	% OF GRAND TOTAL
		On-Campus/ In-District	Off-Campus/ Out-of-District	On-line		
Code	Program Name					
1	AGRICULTURAL BUSINESS & PROD.	-	-	-	-	-
2	AGRICULTURAL SCIENCES	124	-	-	124	1.0%
3	CONSERVATION & REN NATURAL RES	-	-	-	-	-
4	ARCHITECTURE & RELATED PROGRAM	-	-	-	-	-
5	AREA,ETHNIC & CULTURAL STUDIES	-	-	-	-	-
8	MARKETING AND DISTRIBUTION	-	-	-	-	-
9	COMMUNICATIONS	-	-	-	-	-
10	COMMUNICATION TECHNOLOGIES	-	-	-	-	-
11	COMPUTER & INFORMATIONAL SCI.	1,502	24	88	1,614	12.8%
12	PERSONAL AND MISC. SERVICES	-	-	-	-	-
13	EDUCATION	90	-	-	90	0.7%
14	ENGINEERING	-	-	-	-	-
15	ENGINEERING-RELATED TECHNOLOGY	400	-	-	400	3.2%
16	FOREIGN LANGUAGES & LITERATURE	114	102	-	216	1.7%
19	HOME ECONOMICS	-	-	-	-	-
20	VOCATIONAL HOME ECONOMICS	-	-	-	-	-
21	TECH EDUCATION/INDUSTRIAL ARTS	-	-	-	-	-
22	LAW AND LEGAL STUDIES	-	-	-	-	-
23	ENGLISH LANGUAGE & LIT/LETTERS	1,440	225	-	1,665	13.2%
24	LIBERAL ARTS, GENERAL STUDIES	66	-	90	156	1.2%
25	LIBRARY SCIENCE	-	-	-	-	-
26	BIOLOGICAL SCI/LIFE SCIENCES	220	-	-	220	1.7%
27	MATHEMATICS	366	39	-	405	3.2%
28	RESERVE OFFICER'S TRAINING COR	-	-	-	-	-
29	MILITARY TECHNOLOGIES	-	-	-	-	-
30	MULTI/INTERDISCIPLINARY STUD.	-	-	-	-	-
31	PARKS,RECREATION & LEISURE STU	126	30	-	156	1.2%
32	BASIC SKILLS	858	33	-	891	7.1%
33	CITIZENSHIP ACTIVITIES	-	-	-	-	-
34	HEALTH-RELATED KNOWLEDGE & SK	-	-	-	-	-
35	INTERPERSONAL SKILLS	-	-	-	-	-
36	LEISURE AND RECREATIONAL ACTS	267	-	-	267	2.1%
37	PERSONAL AWARENESS/SELF IMPROV	-	-	-	-	-
38	PHILOSOPHY & RELIGION	144	-	-	144	1.1%
39	THEOLOGICAL STUDIES/REL VOCAT	-	-	-	-	-
40	PHYSICAL SCIENCES	528	-	-	528	4.2%
41	SCIENCE TECHNOLOGIES	-	-	-	-	-
42	PSYCHOLOGY	192	36	-	228	1.8%
43	PROTECTIVE SERVICES	144	-	-	144	1.1%
44	PUBLIC ADMIN AND SERVICES	-	-	-	-	-
45	SOCIAL SCIENCES & HISTORY	1,623	252	84	1,959	15.6%
46	CONSTRUCTION TRADES	-	-	-	-	-
47	MECHANICS AND REPAIRERS	175	-	-	175	1.4%
48	PRECISION PRODUCTION TRADES	332	-	-	332	2.6%
49	TRANS. & MATERIAL MOVING	-	-	-	-	-
50	VISUAL & PERFORMING ARTS	345	99	-	444	3.5%
51	HEALTH PROFESSIONS & REL SCI	1,164	-	-	1,164	9.3%
52	BUSINESS MGT./ADMIN SERVICES	1,257	-	-	1,257	10.0%
Total		11,477	840	262	12,579	100.0%
Column Total as % of Inst Total		91.2%	6.7%	2.1%	100.0%	

Source: ADHE 15 Series; r:\books\sssch9899\sum2inst.xls

**Table 40. 1998-99 STUDENT SEMESTER CREDIT HOURS
SOUTH ARKANSAS COMMUNITY COLL**

Code	CLASSIFICATION OF INSTRUCTIONAL PROGRAMS (CIP) Program Name	UNDERGRADUATE SSCH			ANNUAL GRAND TOTAL	% OF GRAND TOTAL
		On-Campus/ In-District	Off-Campus/ Out-of-District	On-line		
1	AGRICULTURAL BUSINESS & PROD.	-	-	-	-	-
2	AGRICULTURAL SCIENCES	-	-	-	-	-
3	CONSERVATION & REN NATURAL RES	-	-	-	-	-
4	ARCHITECTURE & RELATED PROGRAM	-	-	-	-	-
5	AREA,ETHNIC & CULTURAL STUDIES	-	-	-	-	-
8	MARKETING AND DISTRIBUTION	-	-	-	-	-
9	COMMUNICATIONS	-	-	-	-	-
10	COMMUNICATION TECHNOLOGIES	-	-	-	-	-
11	COMPUTER & INFORMATIONAL SCI.	-	-	-	-	-
12	PERSONAL AND MISC. SERVICES	-	-	-	-	-
13	EDUCATION	81	-	-	81	0.3%
14	ENGINEERING	-	-	-	-	-
15	ENGINEERING-RELATED TECHNOLOGY	152	-	-	152	0.6%
16	FOREIGN LANGUAGES & LITERATURE	76	-	-	76	0.3%
19	HOME ECONOMICS	-	-	-	-	-
20	VOCATIONAL HOME ECONOMICS	-	-	-	-	-
21	TECH EDUCATION/INDUSTRIAL ARTS	-	-	-	-	-
22	LAW AND LEGAL STUDIES	-	-	-	-	-
23	ENGLISH LANGUAGE & LIT/LETTERS	2,076	-	-	2,076	8.4%
24	LIBERAL ARTS, GENERAL STUDIES	-	-	-	-	-
25	LIBRARY SCIENCE	-	-	-	-	-
26	BIOLOGICAL SCI/LIFE SCIENCES	1,873	-	-	1,873	7.6%
27	MATHEMATICS	778	-	-	778	3.1%
28	RESERVE OFFICER'S TRAINING COR	-	-	-	-	-
29	MILITARY TECHNOLOGIES	-	-	-	-	-
30	MULTI/INTERDISCIPLINARY STUD.	-	-	-	-	-
31	PARKS,RECREATION & LEISURE STU	503	-	-	503	2.0%
32	BASIC SKILLS	4,177	-	-	4,177	16.9%
33	CITIZENSHIP ACTIVITIES	-	-	-	-	-
34	HEALTH-RELATED KNOWLEDGE & SK	-	-	-	-	-
35	INTERPERSONAL SKILLS	-	-	-	-	-
36	LEISURE AND RECREATIONAL ACTS	-	-	-	-	-
37	PERSONAL AWARENESS/SELF IMPROV	-	-	-	-	-
38	PHILOSOPHY & RELIGION	105	-	-	105	0.4%
39	THEOLOGICAL STUDIES/REL VOCAT	-	-	-	-	-
40	PHYSICAL SCIENCES	984	-	-	984	4.0%
41	SCIENCE TECHNOLOGIES	-	-	-	-	-
42	PSYCHOLOGY	768	-	-	768	3.1%
43	PROTECTIVE SERVICES	78	-	-	78	0.3%
44	PUBLIC ADMIN AND SERVICES	-	-	-	-	-
45	SOCIAL SCIENCES & HISTORY	1,632	-	-	1,632	6.6%
46	CONSTRUCTION TRADES	-	-	-	-	-
47	MECHANICS AND REPAIRERS	1,353	-	-	1,353	5.5%
48	PRECISION PRODUCTION TRADES	500	-	-	500	2.0%
49	TRANS. & MATERIAL MOVING	288	-	-	288	1.2%
50	VISUAL & PERFORMING ARTS	755	-	-	755	3.1%
51	HEALTH PROFESSIONS & REL SCI	4,280	-	-	4,280	17.3%
52	BUSINESS MGT./ADMIN SERVICES	4,272	-	-	4,272	17.3%
	Total	24,731	0	0	24,731	100.0%
	Column Total as % of Inst Total	100.0%	0.0%	0.0%	100.0%	

Source: ADHE 15 Series; r:\books\ssch9899\sum2inst.xls

**Table 41. 1998-99 STUDENT SEMESTER CREDIT HOURS
SOUTHEAST ARKANSAS COLLEGE**

CLASSIFICATION OF INSTRUCTIONAL PROGRAMS (CIP)		UNDERGRADUATE SSCH			ANNUAL GRAND TOTAL	% OF GRAND TOTAL
		On-Campus/ In-District	Off-Campus/ Out-of-District	On-line		
Code	Program Name					
1	AGRICULTURAL BUSINESS & PROD.	-	-	-	-	-
2	AGRICULTURAL SCIENCES	-	-	-	-	-
3	CONSERVATION & REN NATURAL RES	-	-	-	-	-
4	ARCHITECTURE & RELATED PROGRAM	-	-	-	-	-
5	AREA,ETHNIC & CULTURAL STUDIES	-	-	-	-	-
8	MARKETING AND DISTRIBUTION	-	-	-	-	-
9	COMMUNICATIONS	-	-	-	-	-
10	COMMUNICATION TECHNOLOGIES	-	-	-	-	-
11	COMPUTER & INFORMATIONAL SCI.	432	-	-	432	1.2%
12	PERSONAL AND MISC. SERVICES	-	-	-	-	-
13	EDUCATION	1,572	-	-	1,572	4.3%
14	ENGINEERING	-	-	-	-	-
15	ENGINEERING-RELATED TECHNOLOGY	291	30	-	321	0.9%
16	FOREIGN LANGUAGES & LITERATURE	580	-	-	580	1.6%
19	HOME ECONOMICS	870	36	96	1,002	2.8%
20	VOCATIONAL HOME ECONOMICS	-	-	-	-	-
21	TECH EDUCATION/INDUSTRIAL ARTS	-	-	-	-	-
22	LAW AND LEGAL STUDIES	588	-	-	588	1.6%
23	ENGLISH LANGUAGE & LIT/LETTERS	2,859	120	105	3,084	8.5%
24	LIBERAL ARTS, GENERAL STUDIES	162	-	-	162	0.4%
25	LIBRARY SCIENCE	-	-	-	-	-
26	BIOLOGICAL SCI/LIFE SCIENCES	2,832	72	48	2,952	8.1%
27	MATHEMATICS	1,917	-	72	1,989	5.5%
28	RESERVE OFFICER'S TRAINING COR	-	-	-	-	-
29	MILITARY TECHNOLOGIES	-	-	-	-	-
30	MULTI/INTERDISCIPLINARY STUD.	333	12	-	345	1.0%
31	PARKS,RECREATION & LEISURE STU	294	-	114	408	1.1%
32	BASIC SKILLS	4,527	27	-	4,554	12.6%
33	CITIZENSHIP ACTIVITIES	-	-	-	-	-
34	HEALTH-RELATED KNOWLEDGE & SK	-	-	-	-	-
35	INTERPERSONAL SKILLS	-	-	-	-	-
36	LEISURE AND RECREATIONAL ACTS	-	-	-	-	-
37	PERSONAL AWARENESS/SELF IMPROV	-	-	-	-	-
38	PHILOSOPHY & RELIGION	129	-	-	129	0.4%
39	THEOLOGICAL STUDIES/REL VOCAT	-	-	-	-	-
40	PHYSICAL SCIENCES	1,049	40	40	1,129	3.1%
41	SCIENCE TECHNOLOGIES	-	-	-	-	-
42	PSYCHOLOGY	1,191	-	108	1,299	3.6%
43	PROTECTIVE SERVICES	735	-	-	735	2.0%
44	PUBLIC ADMIN AND SERVICES	-	-	-	-	-
45	SOCIAL SCIENCES & HISTORY	2,505	66	606	3,177	8.8%
46	CONSTRUCTION TRADES	-	-	-	-	-
47	MECHANICS AND REPAIRERS	1,638	-	9	1,647	4.5%
48	PRECISION PRODUCTION TRADES	808	-	-	808	2.2%
49	TRANS. & MATERIAL MOVING	-	-	-	-	-
50	VISUAL & PERFORMING ARTS	459	-	72	531	1.5%
51	HEALTH PROFESSIONS & REL SCI	3,573	258	-	3,831	10.6%
52	BUSINESS MGT./ADMIN SERVICES	4,755	15	231	5,001	13.8%
Total		34,099	676	1,501	36,276	100.0%
Column Total as % of Inst Total		94.0%	1.9%	4.1%	100.0%	

Source: ADHE 15 Series; r:\books\ssch9899\sum2inst.xls

**Table 42. 1998-99 STUDENT SEMESTER CREDIT HOURS
SOUTHERN ARKANSAS UNIV - TECH**

CLASSIFICATION OF INSTRUCTIONAL PROGRAMS (CIP)		UNDERGRADUATE SSCH			ANNUAL GRAND TOTAL	% OF GRAND TOTAL
		On-Campus/ In-District	Off-Campus/ Out-of-District	On-line		
Code	Program Name					
1	AGRICULTURAL BUSINESS & PROD.	-	-	-	-	-
2	AGRICULTURAL SCIENCES	-	-	-	-	-
3	CONSERVATION & REN NATURAL RES	-	-	-	-	-
4	ARCHITECTURE & RELATED PROGRAM	-	-	-	-	-
5	AREA,ETHNIC & CULTURAL STUDIES	-	-	-	-	-
8	MARKETING AND DISTRIBUTION	-	-	-	-	-
9	COMMUNICATIONS	-	27	-	27	0.1%
10	COMMUNICATION TECHNOLOGIES	-	-	-	-	-
11	COMPUTER & INFORMATIONAL SCI.	-	-	-	-	-
12	PERSONAL AND MISC. SERVICES	-	-	-	-	-
13	EDUCATION	162	7	-	169	0.9%
14	ENGINEERING	-	-	-	-	-
15	ENGINEERING-RELATED TECHNOLOGY	1,167	142	-	1,309	7.0%
16	FOREIGN LANGUAGES & LITERATURE	-	-	-	-	-
19	HOME ECONOMICS	18	-	-	18	0.1%
20	VOCATIONAL HOME ECONOMICS	66	51	-	117	0.6%
21	TECH EDUCATION/INDUSTRIAL ARTS	-	-	-	-	-
22	LAW AND LEGAL STUDIES	-	-	-	-	-
23	ENGLISH LANGUAGE & LIT/LETTERS	1,446	-	300	1,746	9.4%
24	LIBERAL ARTS, GENERAL STUDIES	-	-	-	-	-
25	LIBRARY SCIENCE	-	-	-	-	-
26	BIOLOGICAL SCI/LIFE SCIENCES	417	-	-	417	2.2%
27	MATHEMATICS	504	156	-	660	3.5%
28	RESERVE OFFICER'S TRAINING COR	-	-	-	-	-
29	MILITARY TECHNOLOGIES	-	-	-	-	-
30	MULTI/INTERDISCIPLINARY STUD.	-	-	-	-	-
31	PARKS,RECREATION & LEISURE STU	-	-	-	-	-
32	BASIC SKILLS	2,228	105	-	2,333	12.5%
33	CITIZENSHIP ACTIVITIES	-	-	-	-	-
34	HEALTH-RELATED KNOWLEDGE & SK	-	-	-	-	-
35	INTERPERSONAL SKILLS	-	-	-	-	-
36	LEISURE AND RECREATIONAL ACTS	-	-	-	-	-
37	PERSONAL AWARENESS/SELF IMPROV	-	-	-	-	-
38	PHILOSOPHY & RELIGION	87	-	135	222	1.2%
39	THEOLOGICAL STUDIES/REL VOCAT	-	-	-	-	-
40	PHYSICAL SCIENCES	405	-	-	405	2.2%
41	SCIENCE TECHNOLOGIES	-	-	-	-	-
42	PSYCHOLOGY	489	-	-	489	2.6%
43	PROTECTIVE SERVICES	1,642	708	-	2,350	12.6%
44	PUBLIC ADMIN AND SERVICES	-	-	-	-	-
45	SOCIAL SCIENCES & HISTORY	777	-	279	1,056	5.7%
46	CONSTRUCTION TRADES	-	-	-	-	-
47	MECHANICS AND REPAIRERS	391	-	-	391	2.1%
48	PRECISION PRODUCTION TRADES	735	72	-	807	4.3%
49	TRANS. & MATERIAL MOVING	48	-	-	48	0.3%
50	VISUAL & PERFORMING ARTS	408	-	-	408	2.2%
51	HEALTH PROFESSIONS & REL SCI	1,461	1,037	-	2,498	13.4%
52	BUSINESS MGT./ADMIN SERVICES	3,022	57	108	3,187	17.1%
Total		15,473	2,362	822	18,657	100.0%
Column Total as % of Inst Total		82.9%	12.7%	4.4%	100.0%	

Source: ADHE 15 Series; r:\books\ssch9899\sum2inst.xls

**Table 43. 1998-99 STUDENT SEMESTER CREDIT HOURS
UA COMM COLLEGE AT BATESVILLE**

CLASSIFICATION OF INSTRUCTIONAL PROGRAMS (CIP)		UNDERGRADUATE SSCH			ANNUAL GRAND TOTAL	% OF GRAND TOTAL
		On-Campus/ In-District	Off-Campus/ Out-of-District	On-line		
Code	Program Name					
1	AGRICULTURAL BUSINESS & PROD.	-	-	-	-	-
2	AGRICULTURAL SCIENCES	21	-	-	21	0.1%
3	CONSERVATION & REN NATURAL RES	-	-	-	-	-
4	ARCHITECTURE & RELATED PROGRAM	-	-	-	-	-
5	AREA,ETHNIC & CULTURAL STUDIES	-	-	-	-	-
8	MARKETING AND DISTRIBUTION	-	-	-	-	-
9	COMMUNICATIONS	-	-	-	-	-
10	COMMUNICATION TECHNOLOGIES	-	-	-	-	-
11	COMPUTER & INFORMATIONAL SCI.	793	-	-	793	5.1%
12	PERSONAL AND MISC. SERVICES	-	-	-	-	-
13	EDUCATION	-	-	-	-	-
14	ENGINEERING	-	-	-	-	-
15	ENGINEERING-RELATED TECHNOLOGY	171	-	-	171	1.1%
16	FOREIGN LANGUAGES & LITERATURE	-	-	-	-	-
19	HOME ECONOMICS	-	-	-	-	-
20	VOCATIONAL HOME ECONOMICS	105	-	-	105	0.7%
21	TECH EDUCATION/INDUSTRIAL ARTS	-	-	-	-	-
22	LAW AND LEGAL STUDIES	-	-	-	-	-
23	ENGLISH LANGUAGE & LIT/LETTERS	1,284	-	-	1,284	8.2%
24	LIBERAL ARTS, GENERAL STUDIES	2,980	-	-	2,980	19.0%
25	LIBRARY SCIENCE	-	-	-	-	-
26	BIOLOGICAL SCI/LIFE SCIENCES	357	-	-	357	2.3%
27	MATHEMATICS	252	-	-	252	1.6%
28	RESERVE OFFICER'S TRAINING COR	-	-	-	-	-
29	MILITARY TECHNOLOGIES	-	-	-	-	-
30	MULTI/INTERDISCIPLINARY STUD.	75	-	-	75	0.5%
31	PARKS,RECREATION & LEISURE STU	40	-	-	40	0.3%
32	BASIC SKILLS	2,307	-	-	2,307	14.7%
33	CITIZENSHIP ACTIVITIES	-	-	-	-	-
34	HEALTH-RELATED KNOWLEDGE & SK	-	-	-	-	-
35	INTERPERSONAL SKILLS	-	-	-	-	-
36	LEISURE AND RECREATIONAL ACTS	-	-	-	-	-
37	PERSONAL AWARENESS/SELF IMPROV	-	-	-	-	-
38	PHILOSOPHY & RELIGION	-	-	-	-	-
39	THEOLOGICAL STUDIES/REL VOCAT	-	-	-	-	-
40	PHYSICAL SCIENCES	108	-	-	108	0.7%
41	SCIENCE TECHNOLOGIES	-	-	-	-	-
42	PSYCHOLOGY	168	-	-	168	1.1%
43	PROTECTIVE SERVICES	-	-	-	-	-
44	PUBLIC ADMIN AND SERVICES	-	-	-	-	-
45	SOCIAL SCIENCES & HISTORY	747	-	-	747	4.8%
46	CONSTRUCTION TRADES	75	-	-	75	0.5%
47	MECHANICS AND REPAIRERS	379	-	-	379	2.4%
48	PRECISION PRODUCTION TRADES	-	-	-	-	-
49	TRANS. & MATERIAL MOVING	140	-	-	140	0.9%
50	VISUAL & PERFORMING ARTS	297	-	-	297	1.9%
51	HEALTH PROFESSIONS & REL SCI	2,953	-	-	2,953	18.9%
52	BUSINESS MGT./ADMIN SERVICES	2,397	-	-	2,397	15.3%
Total		15,649	0	0	15,649	100.0%
Column Total as % of Inst Total		100.0%	0.0%	0.0%	100.0%	

Source: ADHE 15 Series; r:\books\ssch9899\sum2inst.xls

**Table 44. 1998-99 STUDENT SEMESTER CREDIT HOURS
UA COMMUNITY COLLEGE AT HOPE**

Code	CLASSIFICATION OF INSTRUCTIONAL PROGRAMS (CIP) Program Name	UNDERGRADUATE SSCH			ANNUAL GRAND TOTAL	% OF GRAND TOTAL
		On-Campus/ In-District	Off-Campus/ Out-of-District	On-line		
1	AGRICULTURAL BUSINESS & PROD.	-	-	-	-	-
2	AGRICULTURAL SCIENCES	27	-	-	27	0.1%
3	CONSERVATION & REN NATURAL RES	54	-	-	54	0.2%
4	ARCHITECTURE & RELATED PROGRAM	-	-	-	-	-
5	AREA,ETHNIC & CULTURAL STUDIES	-	-	-	-	-
8	MARKETING AND DISTRIBUTION	-	-	-	-	-
9	COMMUNICATIONS	-	-	-	-	-
10	COMMUNICATION TECHNOLOGIES	-	-	-	-	-
11	COMPUTER & INFORMATIONAL SCI.	2,427	-	-	2,427	8.1%
12	PERSONAL AND MISC. SERVICES	350	-	-	350	1.2%
13	EDUCATION	84	-	-	84	0.3%
14	ENGINEERING	-	-	-	-	-
15	ENGINEERING-RELATED TECHNOLOGY	-	-	-	-	-
16	FOREIGN LANGUAGES & LITERATURE	138	-	-	138	0.5%
19	HOME ECONOMICS	-	-	-	-	-
20	VOCATIONAL HOME ECONOMICS	360	-	-	360	1.2%
21	TECH EDUCATION/INDUSTRIAL ARTS	90	-	-	90	0.3%
22	LAW AND LEGAL STUDIES	-	-	-	-	-
23	ENGLISH LANGUAGE & LIT/LETTERS	3,714	-	-	3,714	12.3%
24	LIBERAL ARTS, GENERAL STUDIES	1,873	-	-	1,873	6.2%
25	LIBRARY SCIENCE	-	-	-	-	-
26	BIOLOGICAL SCI/LIFE SCIENCES	1,821	-	-	1,821	6.1%
27	MATHEMATICS	1,871	-	-	1,871	6.2%
28	RESERVE OFFICER'S TRAINING COR	-	-	-	-	-
29	MILITARY TECHNOLOGIES	-	-	-	-	-
30	MULTI/INTERDISCIPLINARY STUD.	42	-	-	42	0.1%
31	PARKS,RECREATION & LEISURE STU	106	-	-	106	0.4%
32	BASIC SKILLS	3,158	-	-	3,158	10.5%
33	CITIZENSHIP ACTIVITIES	-	-	-	-	-
34	HEALTH-RELATED KNOWLEDGE & SK	-	-	-	-	-
35	INTERPERSONAL SKILLS	-	-	-	-	-
36	LEISURE AND RECREATIONAL ACTS	153	-	-	153	0.5%
37	PERSONAL AWARENESS/SELF IMPROV	-	-	-	-	-
38	PHILOSOPHY & RELIGION	336	-	-	336	1.1%
39	THEOLOGICAL STUDIES/REL VOCAT	60	-	-	60	0.2%
40	PHYSICAL SCIENCES	828	-	-	828	2.8%
41	SCIENCE TECHNOLOGIES	-	-	-	-	-
42	PSYCHOLOGY	1,554	-	-	1,554	5.2%
43	PROTECTIVE SERVICES	546	-	-	546	1.8%
44	PUBLIC ADMIN AND SERVICES	39	-	-	39	0.1%
45	SOCIAL SCIENCES & HISTORY	2,388	-	-	2,388	7.9%
46	CONSTRUCTION TRADES	-	-	-	-	-
47	MECHANICS AND REPAIRERS	2,098	-	-	2,098	7.0%
48	PRECISION PRODUCTION TRADES	500	-	-	500	1.7%
49	TRANS. & MATERIAL MOVING	217	-	-	217	0.7%
50	VISUAL & PERFORMING ARTS	104	-	-	104	0.3%
51	HEALTH PROFESSIONS & REL SCI	1,951	-	-	1,951	6.5%
52	BUSINESS MGT./ADMIN SERVICES	3,198	-	-	3,198	10.6%
	Total	30,087	0	0	30,087	100.0%
	Column Total as % of Inst Total	100.0%	0.0%	0.0%	100.0%	

Source: ADHE 15 Series; r:\books\ssch9899\sum2inst.xls

**Table 45. 1998-99 STUDENT SEMESTER CREDIT HOURS
WESTARK COLLEGE**

Code	CLASSIFICATION OF INSTRUCTIONAL PROGRAMS (CIP) Program Name	UNDERGRADUATE SSCH			ANNUAL GRAND TOTAL	% OF GRAND TOTAL
		On-Campus/ In-District	Off-Campus/ Out-of-District	On-line		
1	AGRICULTURAL BUSINESS & PROD.	-	-	-	-	-
2	AGRICULTURAL SCIENCES	-	-	-	-	-
3	CONSERVATION & REN NATURAL RES	-	-	-	-	-
4	ARCHITECTURE & RELATED PROGRAM	-	-	-	-	-
5	AREA,ETHNIC & CULTURAL STUDIES	-	-	-	-	-
8	MARKETING AND DISTRIBUTION	2,452	-	39	2,491	2.3%
9	COMMUNICATIONS	183	-	-	183	0.2%
10	COMMUNICATION TECHNOLOGIES	-	-	-	-	-
11	COMPUTER & INFORMATIONAL SCI.	-	-	-	-	-
12	PERSONAL AND MISC. SERVICES	-	-	-	-	-
13	EDUCATION	4,078	-	-	4,078	3.8%
14	ENGINEERING	120	-	-	120	0.1%
15	ENGINEERING-RELATED TECHNOLOGY	2,490	350	-	2,840	2.7%
16	FOREIGN LANGUAGES & LITERATURE	1,467	-	-	1,467	1.4%
19	HOME ECONOMICS	-	-	-	-	-
20	VOCATIONAL HOME ECONOMICS	-	-	-	-	-
21	TECH EDUCATION/INDUSTRIAL ARTS	-	-	-	-	-
22	LAW AND LEGAL STUDIES	597	-	-	597	0.6%
23	ENGLISH LANGUAGE & LIT/LETTERS	13,033	168	348	13,549	12.7%
24	LIBERAL ARTS, GENERAL STUDIES	255	-	-	255	0.2%
25	LIBRARY SCIENCE	-	-	-	-	-
26	BIOLOGICAL SCI/LIFE SCIENCES	6,364	72	-	6,436	6.0%
27	MATHEMATICS	9,559	-	268	9,827	9.2%
28	RESERVE OFFICER'S TRAINING COR	-	-	-	-	-
29	MILITARY TECHNOLOGIES	-	-	-	-	-
30	MULTI/INTERDISCIPLINARY STUD.	195	-	-	195	0.2%
31	PARKS,RECREATION & LEISURE STU	-	-	-	-	-
32	BASIC SKILLS	11,073	-	81	11,154	10.4%
33	CITIZENSHIP ACTIVITIES	-	-	-	-	-
34	HEALTH-RELATED KNOWLEDGE & SK	-	-	-	-	-
35	INTERPERSONAL SKILLS	-	-	-	-	-
36	LEISURE AND RECREATIONAL ACTS	-	-	-	-	-
37	PERSONAL AWARENESS/SELF IMPROV	-	-	-	-	-
38	PHILOSOPHY & RELIGION	831	-	-	831	0.8%
39	THEOLOGICAL STUDIES/REL VOCAT	-	-	-	-	-
40	PHYSICAL SCIENCES	4,784	-	-	4,784	4.5%
41	SCIENCE TECHNOLOGIES	-	-	-	-	-
42	PSYCHOLOGY	3,822	-	93	3,915	3.7%
43	PROTECTIVE SERVICES	-	-	-	-	-
44	PUBLIC ADMIN AND SERVICES	-	-	-	-	-
45	SOCIAL SCIENCES & HISTORY	10,686	42	63	10,791	10.1%
46	CONSTRUCTION TRADES	-	-	-	-	-
47	MECHANICS AND REPAIRERS	3,344	-	-	3,344	3.1%
48	PRECISION PRODUCTION TRADES	4,120	-	-	4,120	3.9%
49	TRANS. & MATERIAL MOVING	-	-	-	-	-
50	VISUAL & PERFORMING ARTS	5,820	48	-	5,868	5.5%
51	HEALTH PROFESSIONS & REL SCI	6,920	108	117	7,145	6.7%
52	BUSINESS MGT./ADMIN SERVICES	12,949	-	48	12,997	12.1%
Total		105,142	788	1,057	106,987	100.0%
Column Total as % of Inst Total		98.3%	0.7%	1.0%	100.0%	

Source: ADHE 15 Series; r:\books\ssch9899\sum2inst.xls



